

1 WW2 PLAN VIEW IN FORM 'W-WW2' 1/2" = 1'-0"

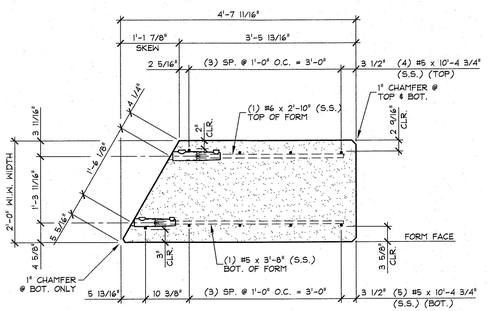

3 WW2 BOTTOM ELEVATION 3/4" = 1'-0"

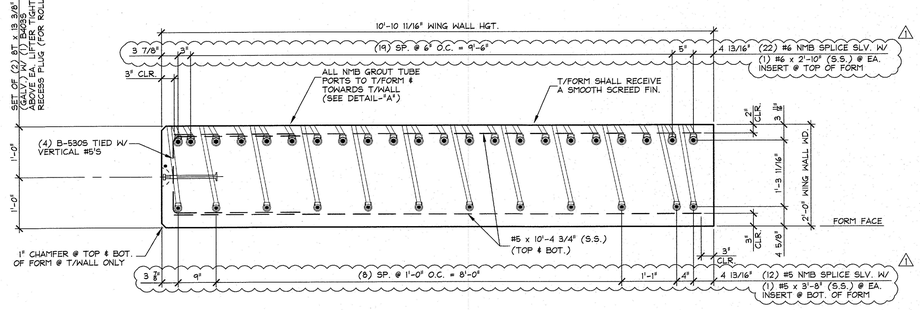

4 WW2 SIDE ELEVATION IN FORM 3/4" = 1'-0"

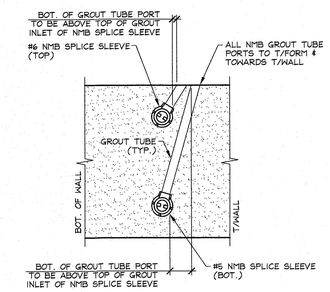

DETAIL - "A"
N.T.S.

SHOP NOTE:
28-DAY STRENGTH = 5,000 PSI
HANDLING STRENGTH = 3,500 PSI
MIX #4461MSCC

MARK: B-WW2	QTY.: 1	WT.: 6.65 T	VOL.: 3.28 cy

MATERIAL LIST / WINGWALL

ITEM	MARK	DESCRIPTION	QTY.
1		#6 N*B SPLICE SLEEVE (GALV.) △1	22
2		#5 N*B SPLICE SLEEVE (GALV.)	12
3	B-4035	#4 BENT BAR (STAINLESS STEEL)	2
4	B-5305	#5 BENT BAR (STAINLESS STEEL)	4
5		#6 x 2'-10" (S.S.) △1	22
6		#5 x 3'-8" (S.S.)	12
7		#5 x 10'-4 3/4" (S.S.)	9
8			
9			
10			
11			
12		8T x 13 3/8" SWIFT LIFT (GALV.)	2
13		4T x 7 1/8" SWIFT LIFT (GALV.)	4
14			
15			

Vermont Agency of Transportation
RECEIVED
2016-10_Town_of_Bradford_Fixed_3-14-17_Approved_03-15-2017.pdf
CK'D BY ____ OK'D BY G. ROY
March 14, 2017
RESUBMIT NO Approved
BY C. CARLSON DATE 03/15/2017

△1 2/24/17 REVISED AS PER ENGINEERS COMM. T.D.

APPROVAL STAMP:

J.P. CARRARA & SONS INC.
Precast & Prestress Manufacturer
2464 CASE STR., MIDDLEBURY, VERMONT 05753 Phone:(802)388-6361 Fax:(802)388-9010

A.L. ST. ONGE
CONTRACTOR
MONTGOMERY, VERMONT

STATE OF VERMONT AGENCY OF TRANSPORTATION
COUNTY OF ORANGE

TOWN OF BRADFORD
VT 25B (RURAL MAJOR COLLECTOR)
BRIDGE NO.: 1 PROJECT NO.: BF 0191 (29)

PRECAST WING WALL DETAILS

DATE: DEC. 21, 2016
SCALE: NOTED
CHKD: DFTM: T.D.
JOB NO: 23506-016
DWG. NO: WW2

F:\VT-Bridges\23506-16 Bradford Abutments\23506-WW2.dwg, 2/28/2017 2:52:01 PM