


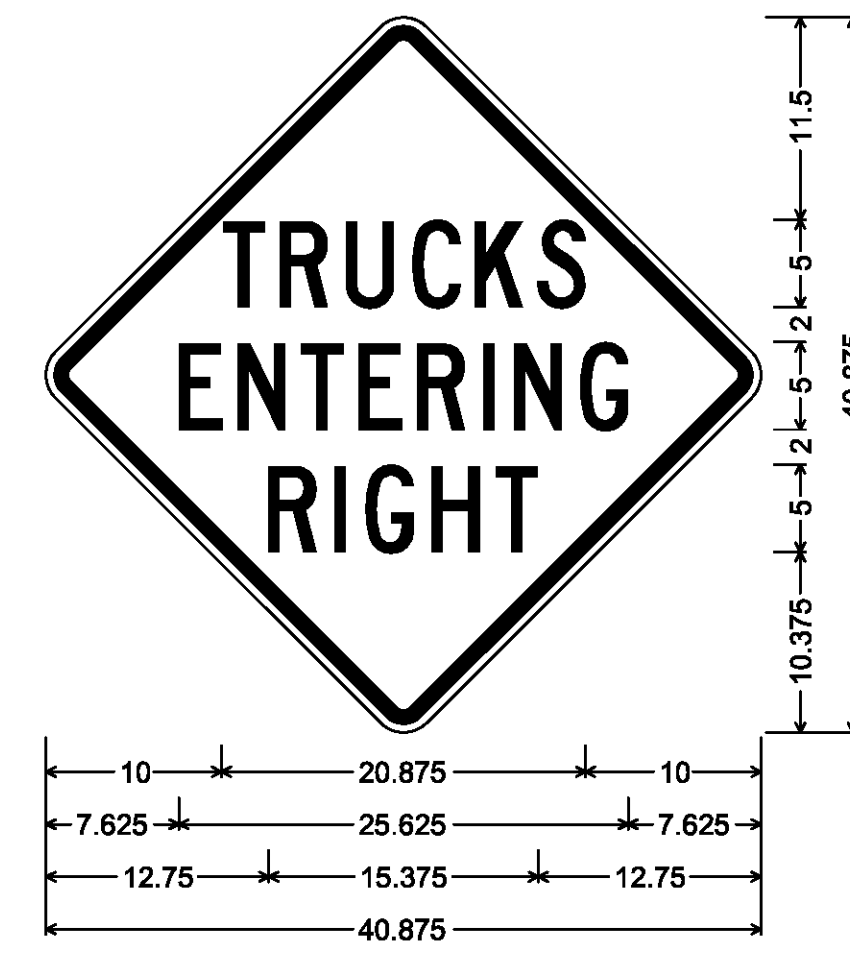
BLACK TEXT ON YELLOW (REFL.) BACKGROUND  
**VW-001**



BLACK TEXT ON YELLOW (REFL.) BACKGROUND

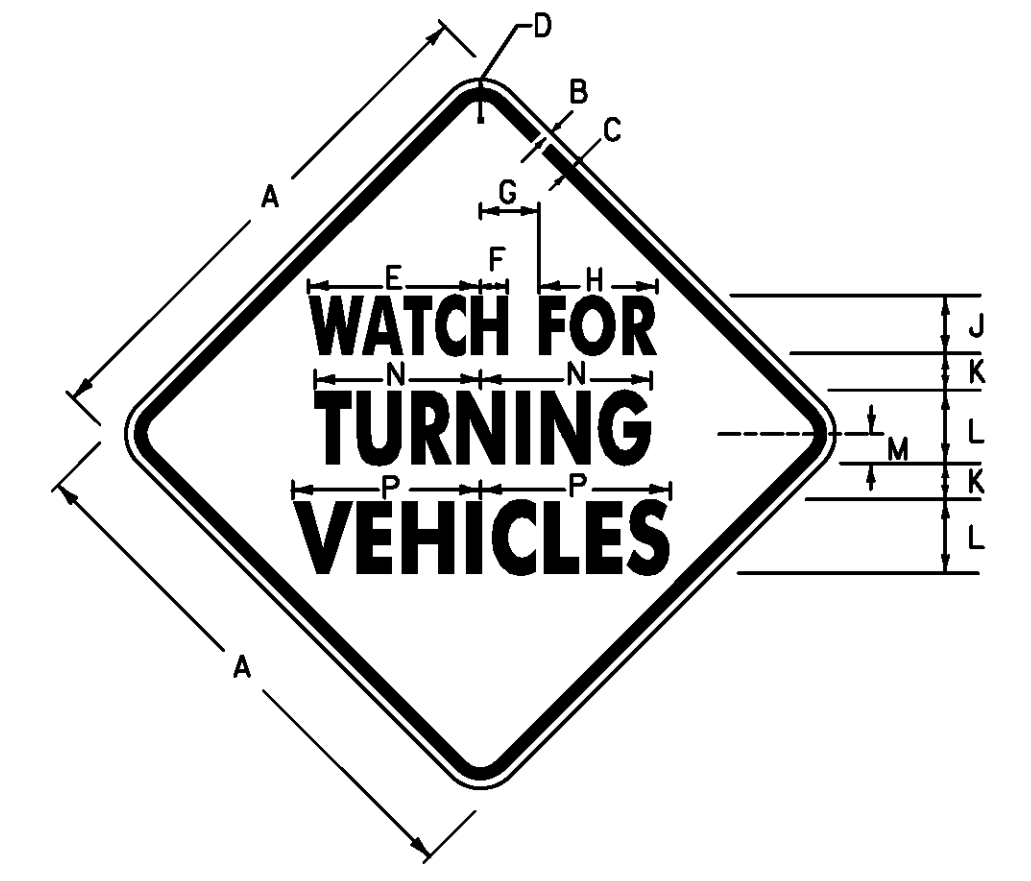
SIGN	DIMENSIONS (INCHES)							
	A	B	C	D	E	F	G	H
MIN	24	3/8	5/8	1 1/2	7 1/16	7 5/8	4C	2
STD	30	1/2	3/4	1 7/8	9 5/16	9 1/2	5C	2
EXPWY.	36	5/8	7/8	2 1/4	11 1/2	11 7/16	6C	2 3/8
SPECIAL	48	3/4	1 1/4	3	15 3/8	15 1/4	8C	3 3/8

**VW-060**



30.000" across sides 1.875" Radius, 0.750" Border, 0.500" Indent, Black on Yellow; [TRUCKS] C; [ENTERING] C; [RIGHT] C;

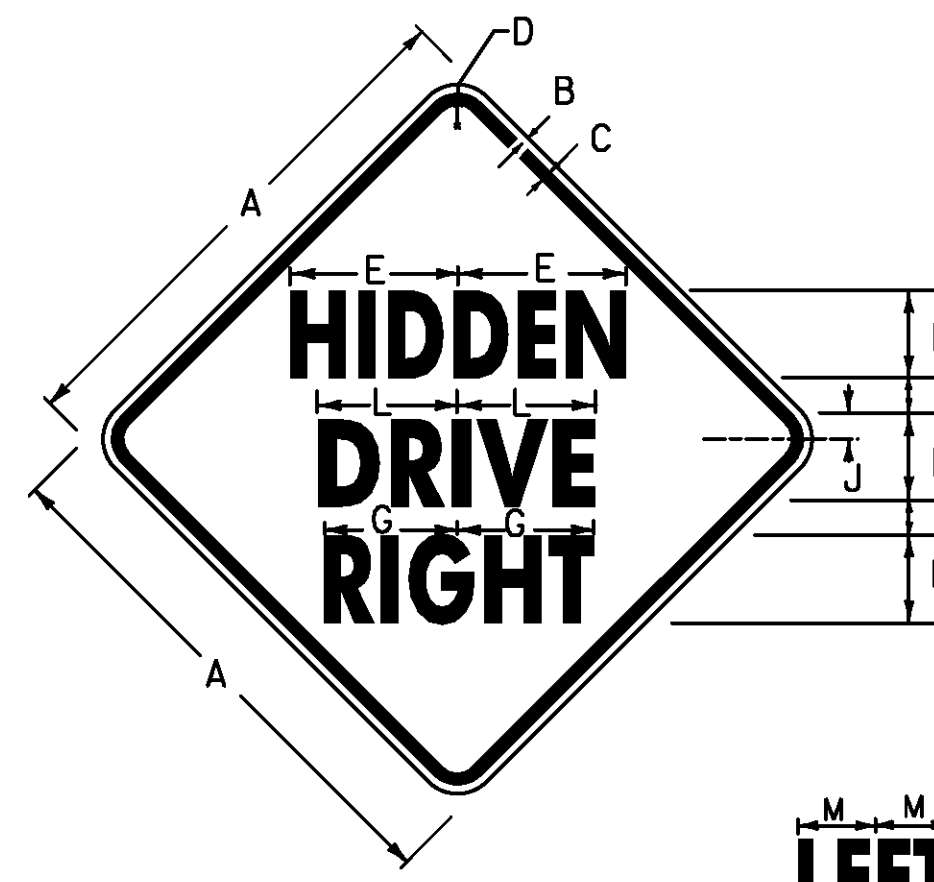
**VW-081R**



BLACK TEXT ON YELLOW (REFL.) BACKGROUND

SIGN	DIMENSIONS (INCHES)													
	A	B	C	D	E	F	G	H	J	K	L	M	N	P
MIN	30	1/2	3/4	1 7/8	9 5/16	1 1/2	3 3/8	6 3/8	4B	2	5B	2	9 1/4	10 1/4
STD	36	5/8	7/8	2 1/4	11 3/4	1 7/8	4	8	4C	2 1/2	5C	2	11 1/2	12 3/8
SPECIAL	48	3/4	1 1/4	3	14 3/4	2 3/8	5 3/8	10	5C	3 3/8	8B	2 5/8	14 9/16	16 3/16

**VW-205**



**VW-054**

**LEFT**

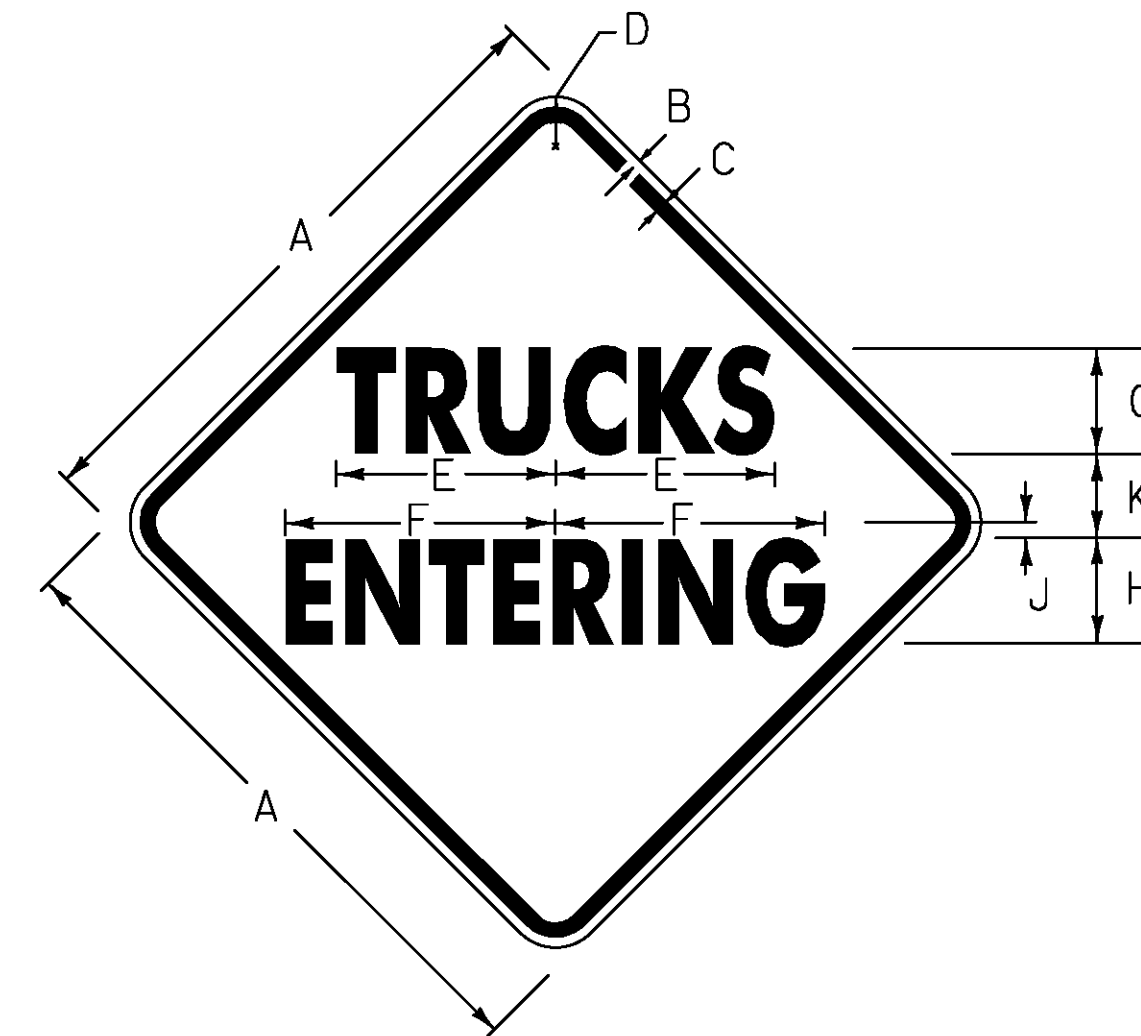
BLACK TEXT ON YELLOW (REFL.) BACKGROUND

SIGN	DIMENSIONS (INCHES)											
	A	B	C	D	E	F	G	H	J	K	L	M
MIN	24	3/8	5/8	1 1/2	7 1/16	7 5/8	6 3/8	4C	1 9/16	2	6 3/8	4 1/8
STD	30	1/2	3/4	1 7/8	9 5/16	9 1/2	7 1/16	5C	1 1/2	2	7 3/4	6 1/8
EXPWY.	36	5/8	7/8	2 1/4	11 7/16	11 7/16	9 3/8	6C	1 9/16	2 3/8	9 5/16	7 3/8
SPECIAL	48	3/4	1 1/4	3	15 3/8	15 1/4	12 3/8	8C	2 3/8	3 3/8	12 3/8	9 1/16



30.000" across sides 1.875" Radius, 0.750" Border, 0.500" Indent, Black on Yellow; [TRUCKS] C; [ENTERING] C; [LEFT] C;

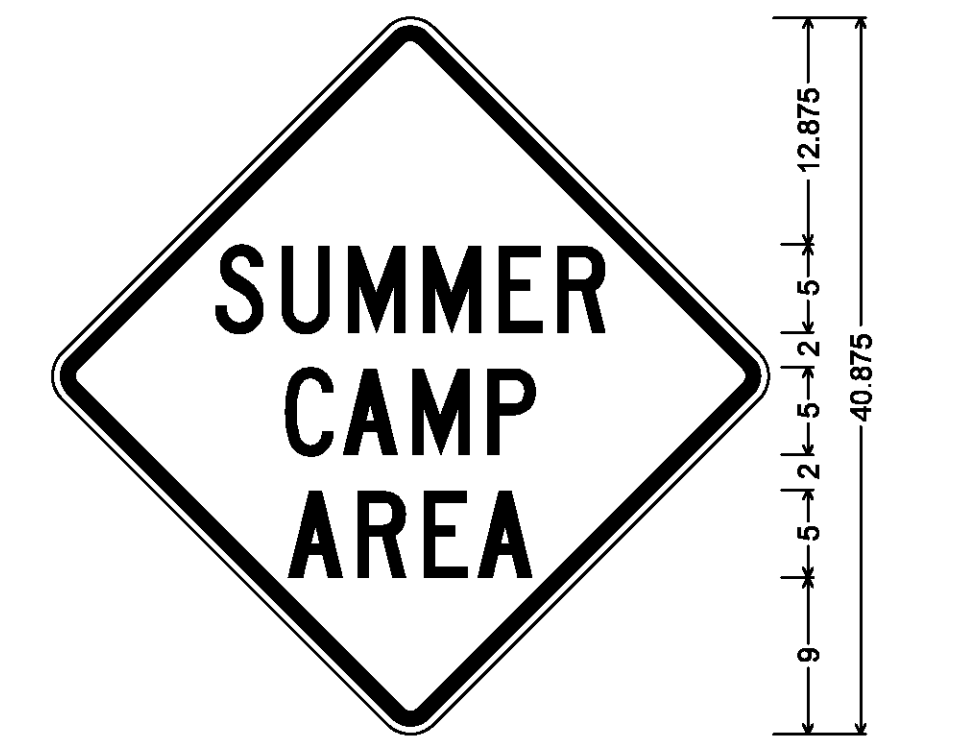
**VW-081L**



BLACK TEXT ON YELLOW (REFL.) BACKGROUND

SIGN	DIMENSIONS (INCHES)									
	A	B	C	D	E	F	G	H	J	K
MIN	30	1/2	3/4	1 7/8	14 7/16	6 1/16	5C	5C	3/4	4
STD	36	5/8	7/8	2 1/4	17 3/8	8	6C	6C	7/8	4 3/16
SPECIAL	48	3/4	1 1/4	3	23 1/8	10 1/16	8B	8C	1 3/16	6 3/8

**VW-202**



30.000" across sides 1.875" Radius, 0.750" Border, 0.500" Indent, Black on Yellow; [SUMMER] C; [CAMP] C; [AREA] C;

**VW-219**



1.50" Radius, 0.63" Border, 0.38" Indent, Black on Yellow (refl.); [STAY] D; [ALERT] D;

**VW-249P**

ALL DIMENSIONS SHOWN IN INCHES, EXCEPT WHERE NOTED. NOT TO SCALE

PROJECT NAME: CALAIS-GREENSBORO	PLOT DATE: 5/19/2015
PROJECT NUMBER: STPG SIGN(50)	DRAWN BY: J. BLANCHARD
FILE NAME: z13b622_SD02.dgn	CHECKED BY: K. KERN
PROJECT LEADER: D. BRYANT	SHEET 7 OF 66
DESIGNED BY: J. BLANCHARD	
SIGN DETAILS 4	

**TYLIN**INTERNATIONAL