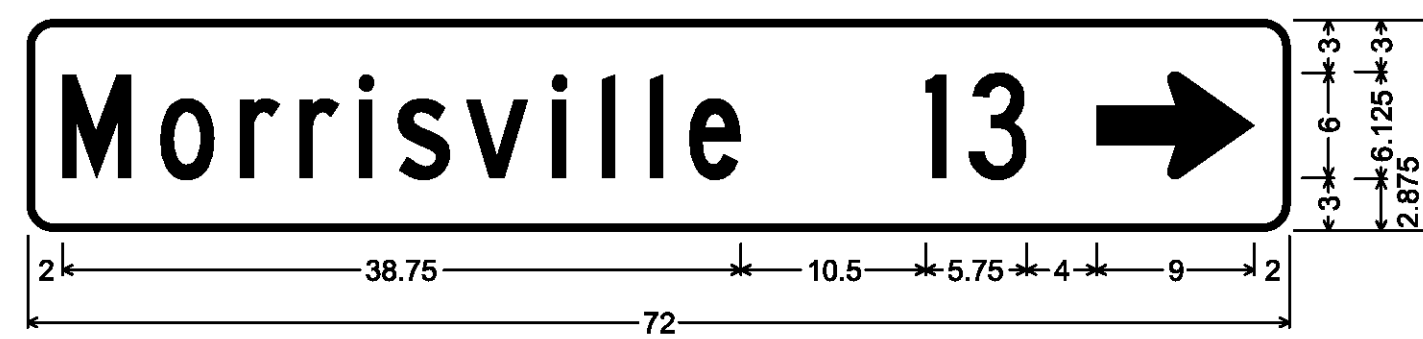



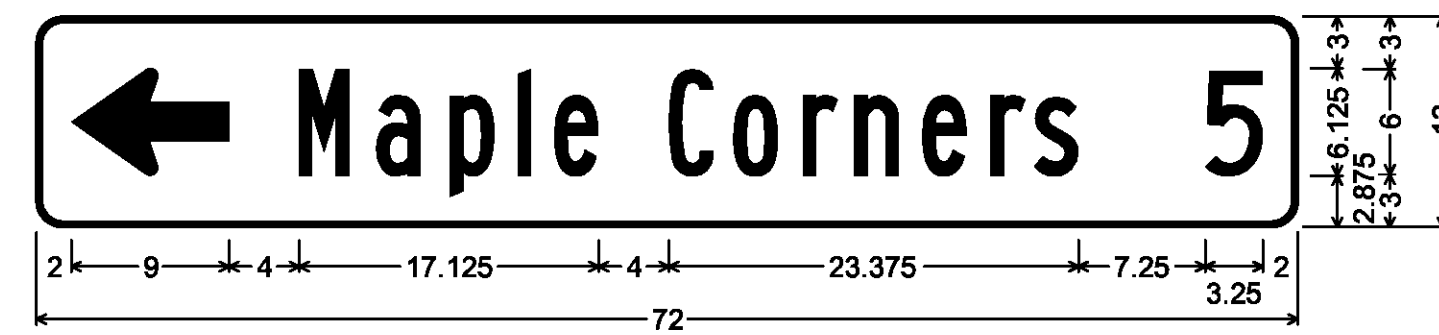
1.500" Radius, 0.375" Border, White on Green;
Standard Arrow Custom 9.000" X 6.125" 180°; [North Calais] C; [5] C;



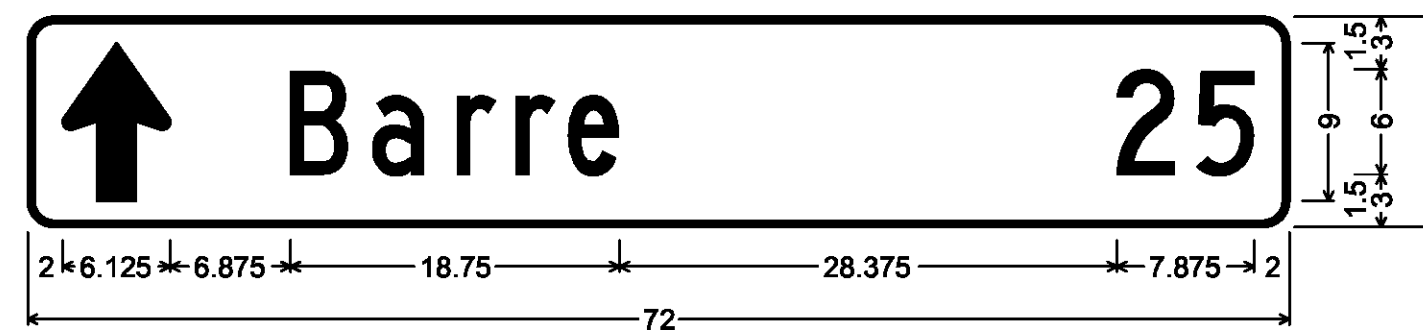
1.500" Radius, 0.375" Border, White on Green;
[Morrisville] C; [13] C; Standard Arrow Custom 9.000" X 6.125" 0°;



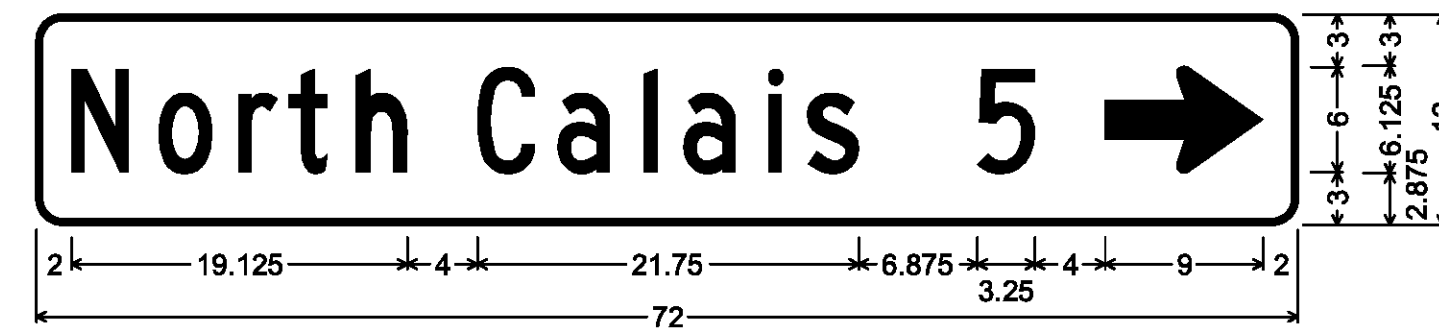
1.500" Radius, 0.375" Border, White on Green;
Standard Arrow Custom 9.000" X 6.125" 180°; [Newport] C; [36] C;



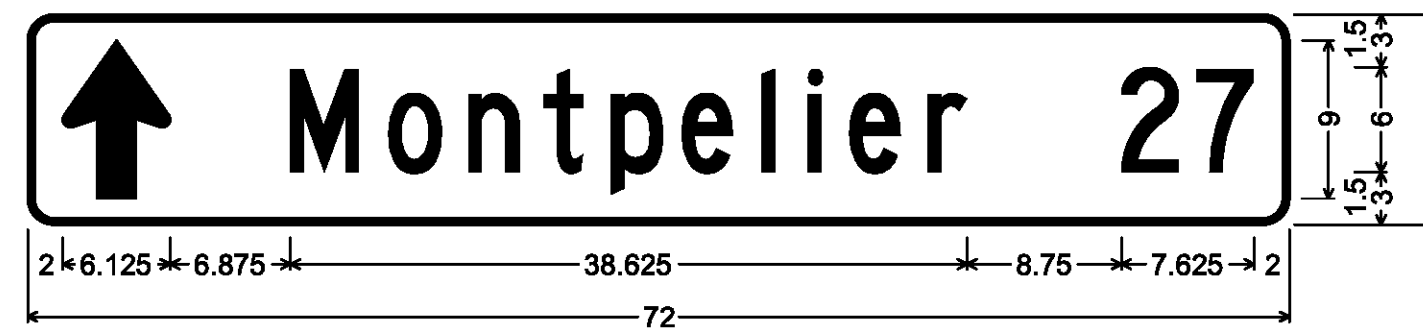
1.500" Radius, 0.375" Border, White on Green;
Standard Arrow Custom 9.000" X 6.125" 180°; [Maple Corners] B; [5] C;



1.500" Radius, 0.375" Border, White on Green;
Standard Arrow Custom 9.000" X 6.125" 90°; [Barre] C; [25] C;



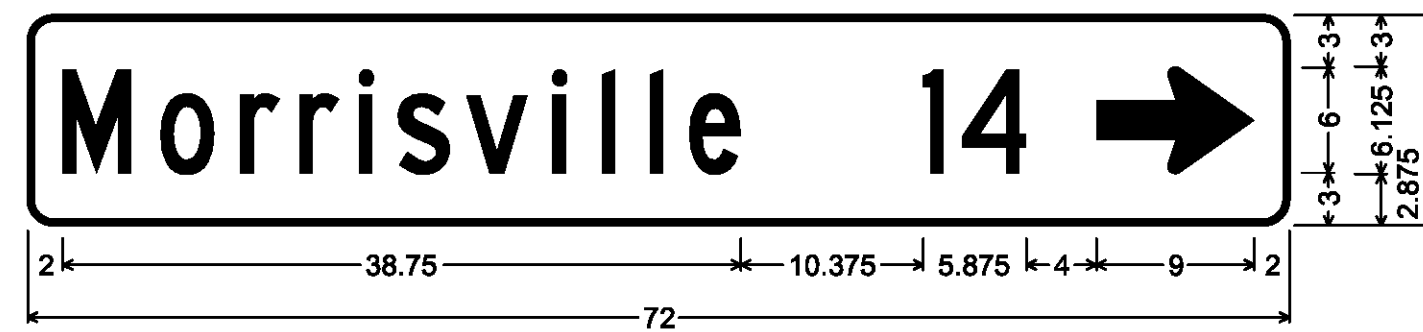
1.500" Radius, 0.375" Border, White on Green;
[North Calais] C; [5] C; Standard Arrow Custom 9.000" X 6.125" 0°;



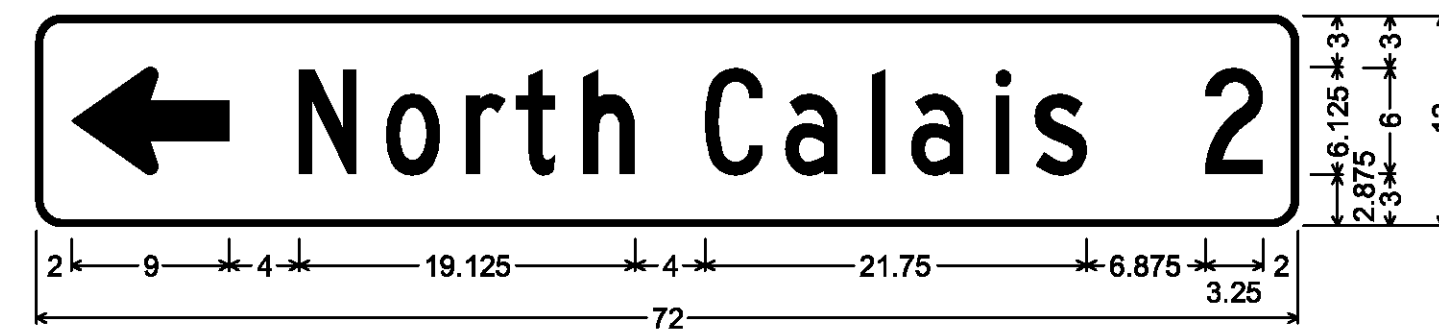
1.500" Radius, 0.375" Border, White on Green;
Standard Arrow Custom 9.000" X 6.125" 90°; [Montpelier] C; [27] C;



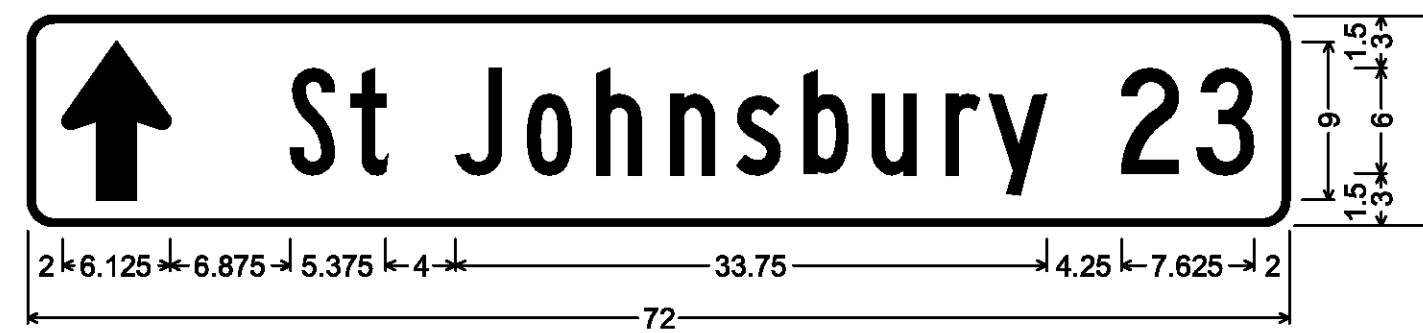
1.500" Radius, 0.375" Border, White on Green;
[Maple Corners] B; [5] C; Standard Arrow Custom 9.000" X 6.125" 0°;



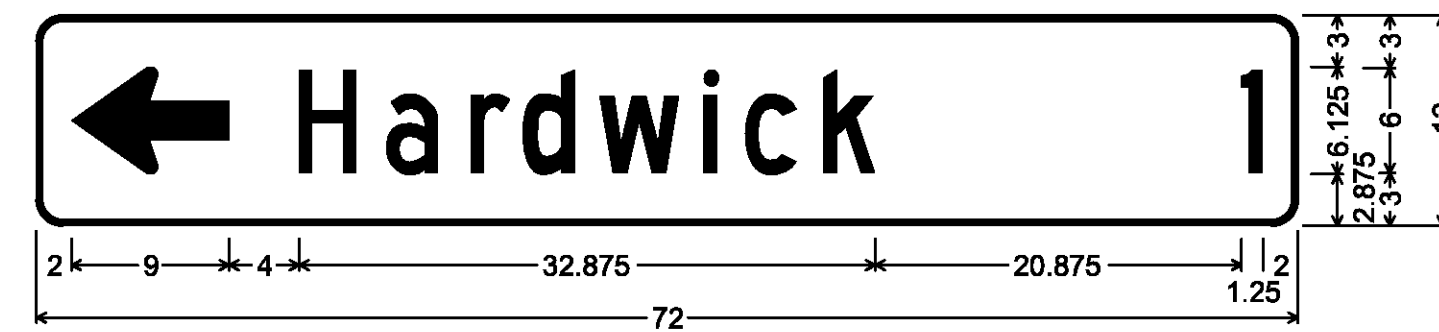
1.500" Radius, 0.375" Border, White on Green;
[Morrisville] C; [14] C; Standard Arrow Custom 9.000" X 6.125" 0°;



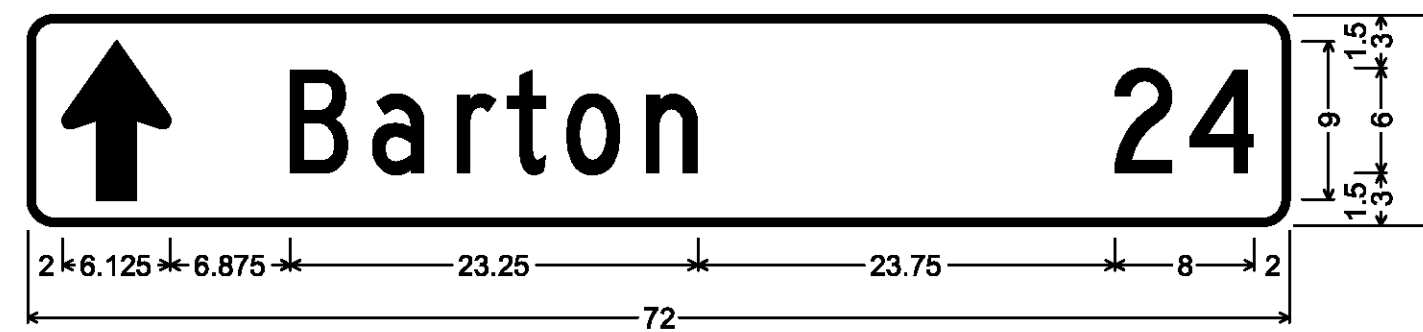
1.500" Radius, 0.375" Border, White on Green;
Standard Arrow Custom 9.000" X 6.125" 180°; [North Calais] C; [2] C;




1.500" Radius, 0.375" Border, White on Green;
Standard Arrow Custom 9.000" X 6.125" 90°; [St Johnsbury] B; [23] C;



1.500" Radius, 0.375" Border, White on Green;
Standard Arrow Custom 9.000" X 6.125" 180°; [Hardwick] C; [1] C;



1.500" Radius, 0.375" Border, White on Green;
Standard Arrow Custom 9.000" X 6.125" 90°; [Barton] C; [24] C;

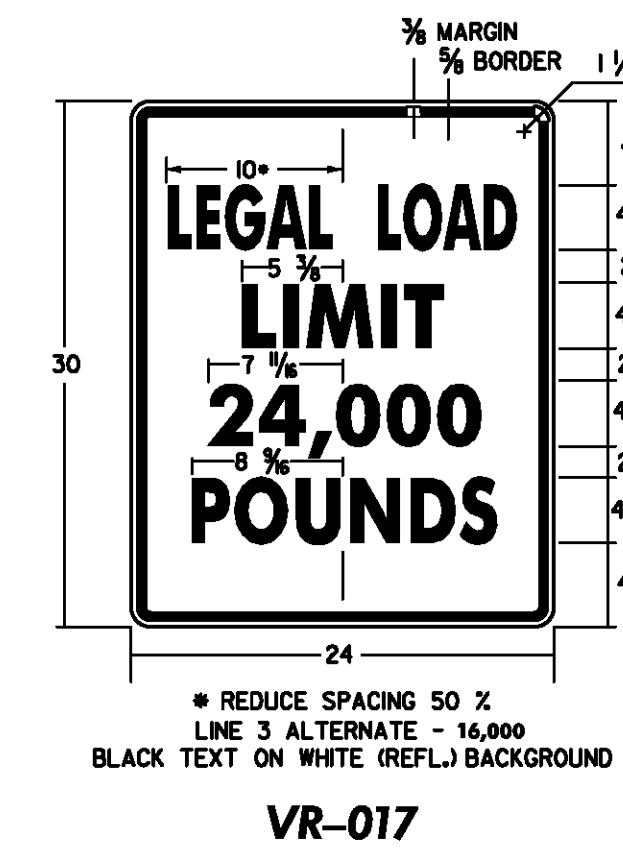


1.500" Radius, 0.375" Border, White on Green;
Standard Arrow Custom 9.000" X 6.125" 180°; [St Johnsbury] B 80% spacing; [24] C;

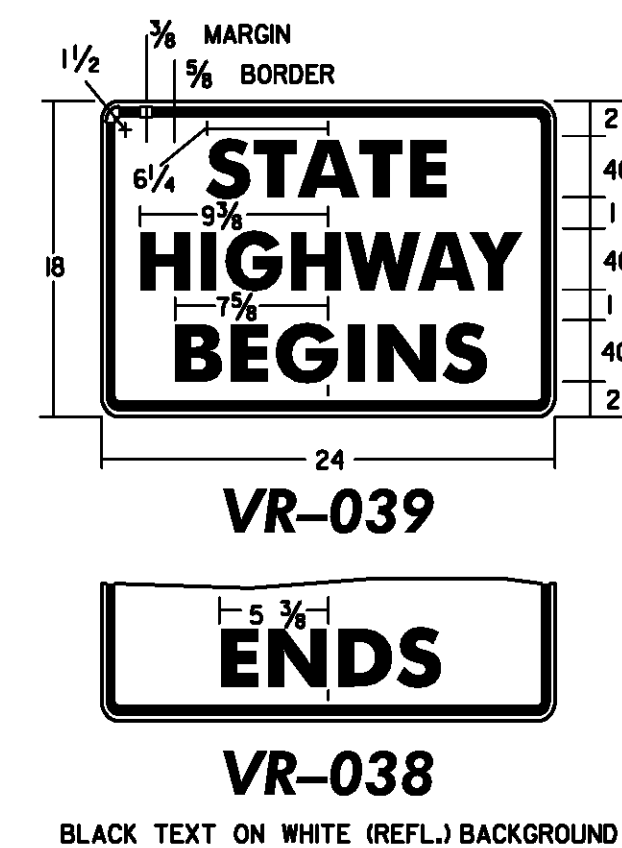


1.500" Radius, 0.375" Border, White on Green;
Standard Arrow Custom 9.000" X 6.125" 180°; [Morrisville] C; [14] C;

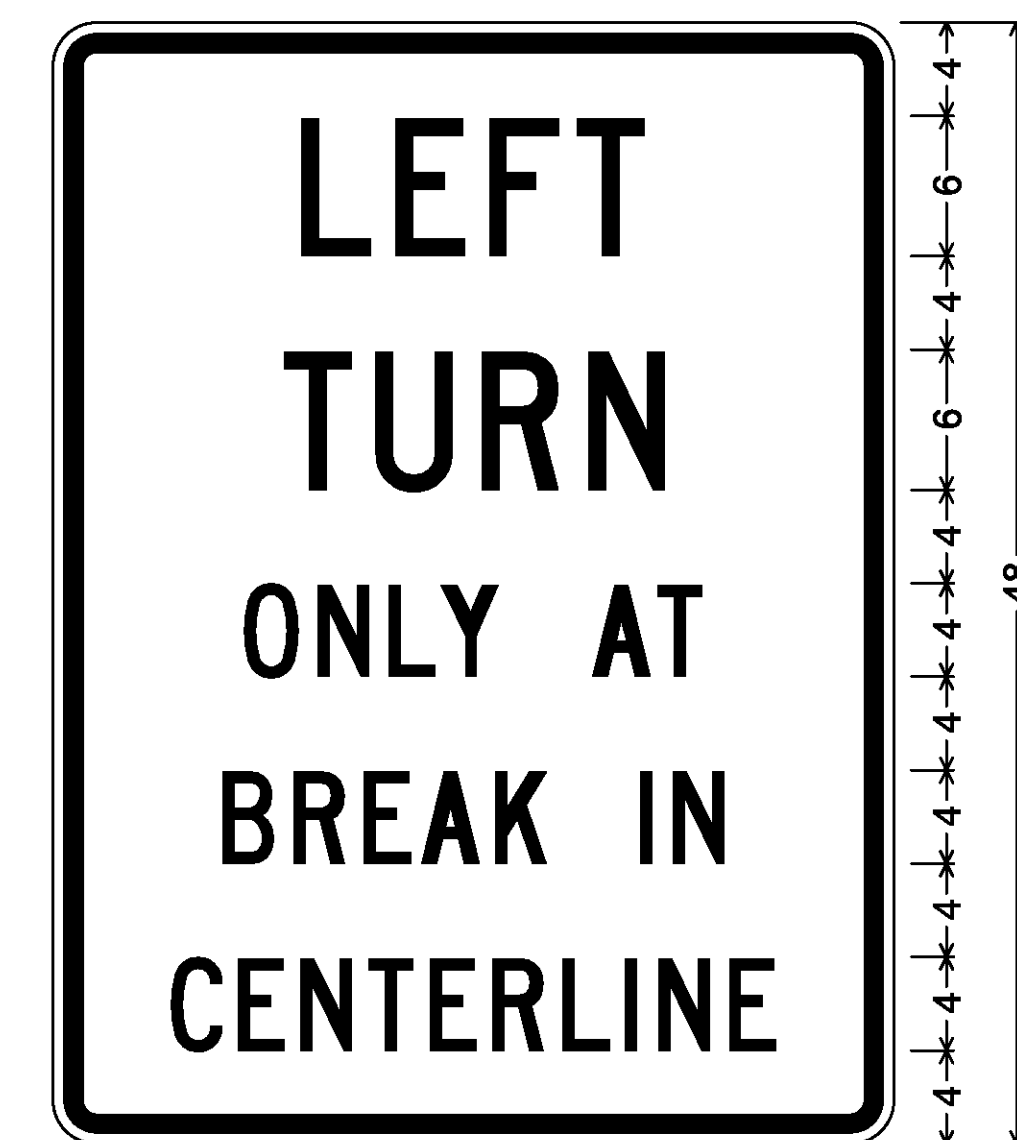
ALL SIGNS IN THIS SECTION ARE SIGN CODE VDI-1a



VR-017



VR-039
VR-038



1.88" Radius, 0.75" Border, 0.50" Indent, Black on White;
[LEFT] C; [TURN] C; [ONLY AT] C;
[BREAK IN] C; [CENTERLINE] C;
VR-173

ALL DIMENSIONS SHOWN IN INCHES, EXCEPT WHERE NOTED.
NOT TO SCALE

PROJECT NAME: CALAIS-GREENSBORO
PROJECT NUMBER: STPG SIGN(50)

TYLIN INTERNATIONAL

FILE NAME: z13b622_SD02.dgn
PROJECT LEADER: D. BRYANT
DESIGNED BY: J. BLANCHARD
SIGN DETAILS 3
PLOT DATE: 5/19/2015
DRAWN BY: J. BLANCHARD
CHECKED BY: K. KERN
SHEET 6 OF 66