







DIRECTION	MILEPOINT	LOCATION CODE (SHEET 2)	SIGN CODE	WIDTH (IN)	HEIGHT (IN)	SHEETING REMARKS	SIGN LEGEND	NEW SIGNS		EXISTING SIGNS			EXIST POST		NUMBER OF NEW POSTS	SQUARE STEEL (IN)			TUBULAR STEEL Ø (IN)				SIGN FRAME REQUIRED	REMARKS	SIGN DETAIL LOCATION						
								"A"	"B"	RETAIN	SALVAGE FROM	SALVAGE TO	REMOVE	RETAIN		REMOVE	1.75	2.00	2.50	FOUNDATION	3.00	3.50			4.00	5.00	SHSM	PROJECT SHEET #	STANDARD SHEET #		
																	(LB / FT)				(LB / FT)										
CAMBRIDGE VT-108 NB							FY-FLUORESCENT YELLOW FYG-FLUORESCENT YELLOW GREEN HIDDEN DRIVES															"SHSM"-STANDARD HIGHWAY SIGNS AND MARKINGS									
		A/B	D3-1	54	12		 Forgan Ln PVT 5/27	4.50							2	23.25	X							FORGAN LN (PVT)		12					
NB	7.607	B	W1-1L	30	30		LEFT TURN 5/27																								
		B	W13-1P	24	24		30 MPH 5/27																								
NB	7.633	A	VR2-5A	24	30		REDUCED SPEED AHEAD																								
		A	VD-700	6	10		MILE MARKER																								
NB	7.656	A	W3-5	36	36		 6/6	9.00							2	36.00	X							INSTALL 120 FT NORTH OF EXISTING	X						
NB	7.751	A	R2-1	24	30		SPEED LIMIT 40 6/6																								
		A	R2-1	30	36		 6/6	7.50							1	14.00	X									X					
NB	7.878	A	W7-1	30	30		HILL SYMBOL 6/6																								
		A	W7-1	30	30		 6/6	6.25							1	14.00	X							REQUIRES VEGETATION CLEARING	X						
NB	7.981	A	R2-1	24	30		SPEED LIMIT 40 6/6																								
		A	R2-1	24	30		TRIM 7/7  6/6	5.00							1	15.00	X							REQUIRES VEGETATION CLEARING; INSTALL 10 FT SOUTH OF UTILITY POLE #21	X						
NB	8.108	A	W3-5	36	36		SPEED REDUCTION SPEED LIMIT 35 6/6																								
		A	W3-5	36	36		 6/6	9.00							2	27.75	X									X					
NB	8.190	A	R2-1	36	48		SPEED LIMIT 35 6/6																								
SIGN SUMMARY SHEET							SHEET TOTALS			41.25	0.00	0	0	0	9	0	0	9	130.00		0	0.0	0.0	0.0	0.0	PROJECT NAME: STOWE - BERKSHIRE PROJECT NUMBER: STPG SIGN (49)					
VERMONT AGENCY OF TRANSPORTATION							TOWN DIRECTIONAL TOTALS			611.0	0.0	29	13	10	140	0	0	110	1650.0		0		0.0			FILE NAME: 03 CAMBRIDGE VT-108 NB TS PLOT DATE: 4/15/2015 PROJECT MANAGER: D. BRYANT DRAWN BY: J. BLANCHARD DESIGNED BY: J. BLANCHARD CHECKED: K. KERN CAMBRIDGE NB SHEET 11 SHEET 55 OF 131					