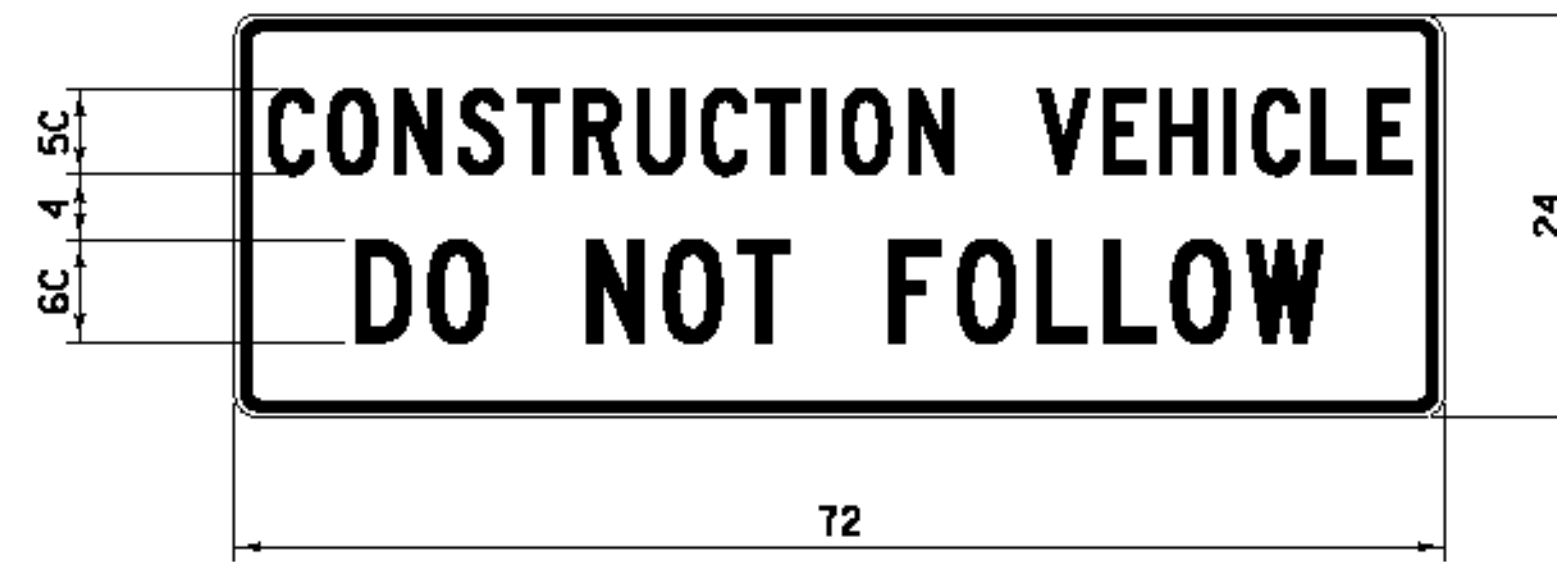


VC-004P

NOTES:

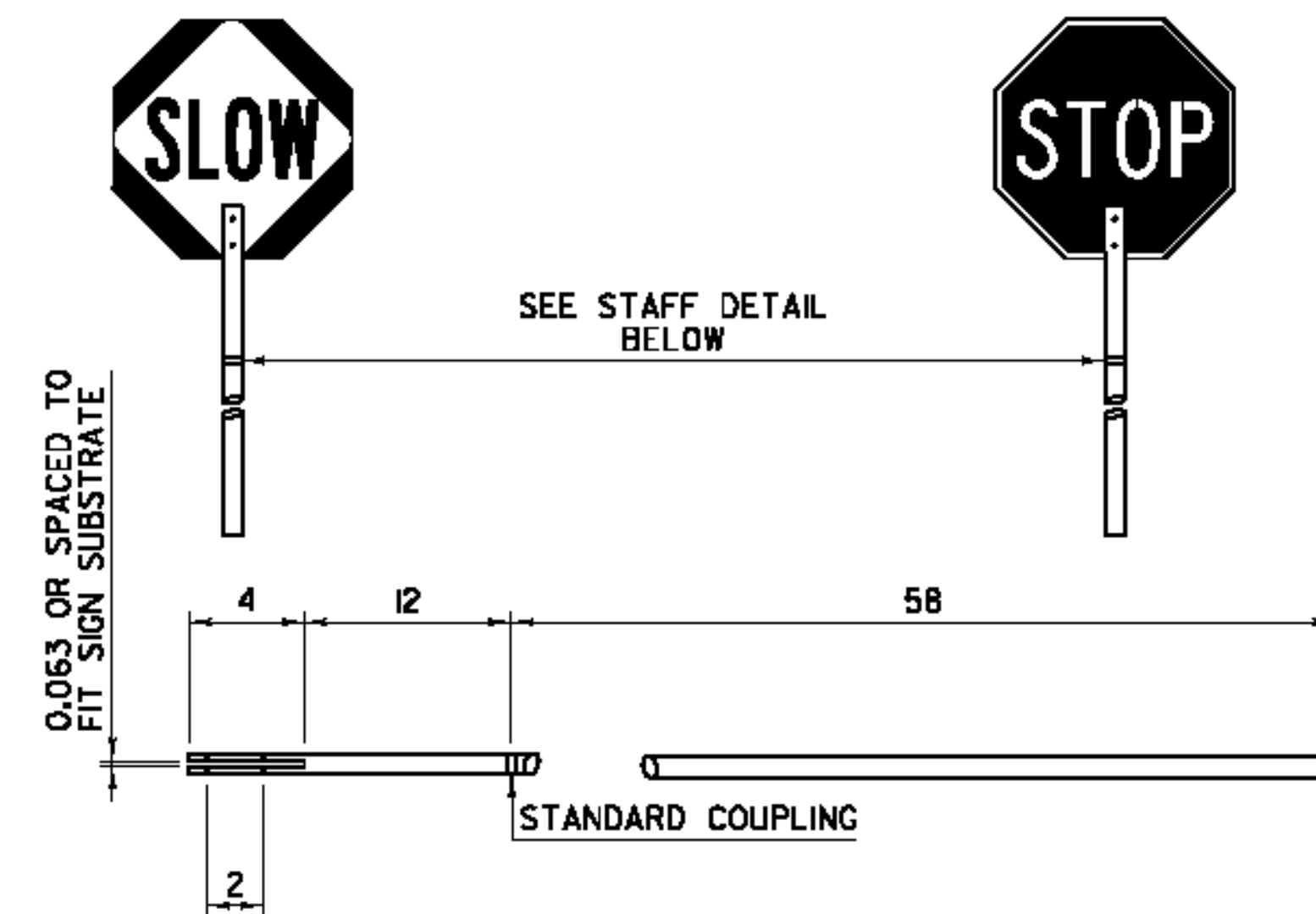
1. CORNERS SHALL BE ROUNDED TO A THREE INCH RADIUS.
2. THE BORDER SHALL BE 3/4 INCH WIDE WITH A 1/2 INCH INDENT FROM THE EDGE OF THE SIGN.
3. "MOTORCYCLES" SHALL HAVE A SPECIFIED WIDTH OF 34 INCHES.
4. "USE" SHALL HAVE A SPECIFIED WIDTH OF 14 1/2 INCHES.
5. "CAUTION" SHALL HAVE A SPECIFIED WIDTH OF 32 3/4 INCHES.
6. SIGN SHALL ONLY BE INSTALLED AS A SUPPLEMENTAL TO A PARENT WARNING SIGN AND SHALL NOT BE INSTALLED BY ITSELF.



VC-007

NOTES:

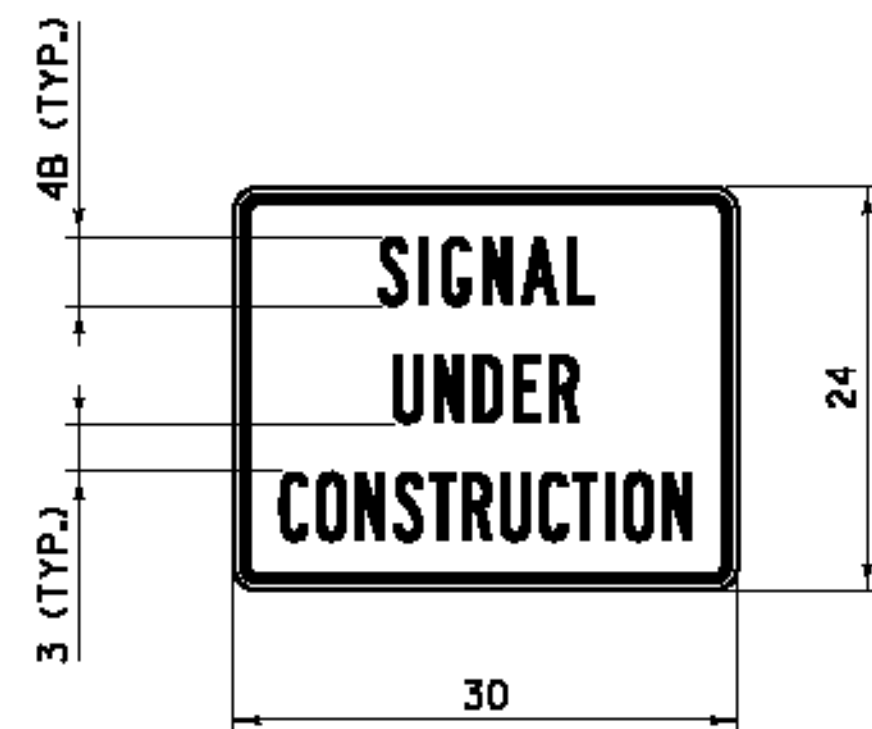
1. CORNERS SHALL BE ROUNDED TO A 1 1/2 INCH RADIUS.
2. THE BORDER SHALL BE 5/8 INCH WIDE WITH A 3/8 INCH INDENT FROM THE EDGE OF THE SIGN.
3. "CONSTRUCTION VEHICLE" SHALL HAVE A SPECIFIED WIDTH OF 68 INCHES.
4. "DO NOT FOLLOW" SHALL HAVE A SPECIFIED WIDTH OF 57 1/2 INCHES.
5. SIGN SHALL BE MOUNTED IN A CONSPICUOUS LOCATION ON THE REAR OF THE CONSTRUCTION VEHICLE.
6. THE SIGN SHALL BE MOUNTED AS NOT TO INTERFERE WITH THE VISIBILITY OF DIRECTIONAL SIGNALS OR TAIL LIGHTS AS REQUIRED BY LAW.
7. SIGN SHALL BE COVERED OR REMOVED WHEN NOT IN USE.



STOP-SLOW PADDLE & STAFF DETAIL

NOTES:

1. REFER TO THE "STANDARD HIGHWAY SIGNS AND MARKINGS" BOOK (SHSM) "TEMPORARY TRAFFIC CONTROL - WARNING SIGNS" FOR THE STOP-SLOW PADDLE DESIGN.
2. COLORS FOR THE SLOW SIDE OF THE PADDLE SHALL BE BLACK LEGEND AND BORDER ON A FLUORESCENT ORANGE DIAMOND WITH RETROREFLECTIVE SHEETING EQUAL TO OR EXCEEDING AASHTO M 268 [ASTM D 4956] TYPE VII, VIII OR IX REQUIREMENTS.
3. COLORS FOR THE STOP SIDE OF THE PADDLE SHALL BE WHITE RETROREFLECTIVE LEGEND AND BORDER ON A RED RETROREFLECTIVE OCTAGON. BOTH COLORS SHALL HAVE RETROREFLECTIVE SHEETING EQUAL TO OR EXCEEDING AASHTO M 268 [ASTM D 4956] TYPE III.
4. SIGN SUBSTRATE MATERIALS SHALL BE ALUMINUM, ACRYLONITRILE BUTADIENE STYRENE (ABS) PLASTIC OR EQUIVALENT.
5. THE STAFF MAY BE RIGID ABS PLASTIC OR WOOD WITH A ONE TO 1 1/2 INCH DIAMETER.
6. SIGNS SHALL BE MAINTAINED IN A CLEAN AND LEGIBLE CONDITION SATISFACTORY TO THE ENGINEER. THEY SHALL BE COMPLETELY VISIBLE TO APPROACHING TRAFFIC AT ALL TIMES. THEY SHALL BE KEPT PLUMB AND LEVEL, AND ALWAYS PRESENT A NEAT APPEARANCE. DAMAGED, DEFACED OR DIRTY SIGNS SHALL BE REPAIRED, CLEANED OR REPLACED AS ORDERED BY THE ENGINEER.



VC-820

NOTES:

1. CORNERS SHALL BE ROUNDED TO A 1 1/2 INCH RADIUS.
2. THE BORDER SHALL BE 5/8 INCH WIDE WITH A 3/8 INCH INDENT FROM THE EDGE OF THE SIGN.
3. "SIGNAL" SHALL HAVE A SPECIFIED WIDTH OF 12 3/4 INCHES.
4. "UNDER" SHALL HAVE A SPECIFIED WIDTH OF 11 INCHES.
5. "CONSTRUCTION" SHALL HAVE A SPECIFIED WIDTH OF 24 1/2 INCHES.
6. SIGN SHALL ONLY BE INSTALLED AS A SUPPLEMENTAL TO A PARENT WARNING SIGN AND SHALL NOT BE INSTALLED BY ITSELF.

GENERAL NOTES:

1. ALL LEGEND SHALL BE CENTERED VERTICALLY AND HORIZONTALLY UNLESS OTHERWISE NOTED.
2. COLORS FOR SIGNS SHALL BE BLACK LEGEND AND BORDER ON FLUORESCENT ORANGE BACKGROUND UNLESS OTHERWISE NOTED.
3. ALL DIMENSIONS IN INCHES.

OTHER STDS. REQUIRED: T-1

REVISIONS AND CORRECTIONS
AUG. 6, 2012 - ORIGINAL APPROVAL DATE

APPROVED
[Signature]
HIGHWAY SAFETY & DESIGN ENGINEER
[Signature]
DIRECTOR OF PROGRAM DEVELOPMENT
[Signature]
MARK B. RICHTER
FEDERAL HIGHWAY ADMINISTRATION

**CONSTRUCTION SIGN
DETAILS**



**STANDARD
T-30**