

TEMPORARY 4 INCH WHITE LINE, PAINT
 MM 1.796 - MM 1.901 LT & RT (EDGELINES)
 (WITH BREAKS OR RADIAT TOWN HIGHWAYS)
 MM 1.796 - MM 1.858 LT (LANE LINE - DASHED)
 MM 1.796 - MM 1.858 RT (LANE LINE - DASHED)
 MM 1.868 - MM 1.901 RT (LANE LINE - DASHED)
 MM 1.796 - MM 1.825 RT (LANE LINE - DOTTED)
 MM 1.825 - MM 1.863 RT (LANE LINE - SOLID)
 MM 1.870 - MM 1.901 LT (LANE LINE - SOLID)
 MM 1.863 LT (EDGELINES VT 346)

DURABLE 4 INCH WHITE LINE, POLYUREA
 MM 1.796 - MM 1.901 LT & RT (EDGELINES)
 (WITH BREAKS OR RADIAT TOWN HIGHWAYS)
 MM 1.796 - MM 1.858 LT (LANE LINE - DASHED)
 MM 1.796 - MM 1.858 RT (LANE LINE - DASHED)
 MM 1.868 - MM 1.901 RT (LANE LINE - DASHED)
 MM 1.796 - MM 1.825 RT (LANE LINE - DOTTED)
 MM 1.825 - MM 1.863 RT (LANE LINE - SOLID)
 MM 1.870 - MM 1.901 LT (LANE LINE - SOLID)
 MM 1.863 LT (EDGELINES VT 346)

TEMPORARY 4 INCH YELLOW LINE, PAINT
 MM 1.796 - MM 1.858 SOLID LT & RT (CENTERLINE AT PAINTED ISLAND)
 MM 1.868 - MM 1.901 SOLID LT & RT (CENTERLINE AT PAINTED ISLAND)
 MM 1.863 LT (CENTERLINE AT VT 346)

DURABLE 4 INCH YELLOW LINE, POLYUREA
 MM 1.796 - MM 1.858 SOLID LT & RT (CENTERLINE AT PAINTED ISLAND)
 MM 1.868 - MM 1.901 SOLID LT & RT (CENTERLINE AT PAINTED ISLAND)
 MM 1.863 LT (CENTERLINE AT VT 346)

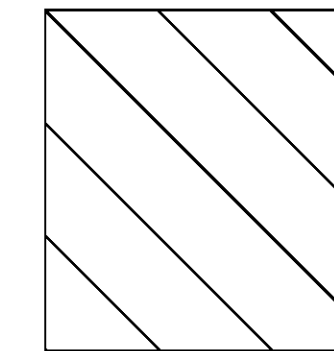
TEMPORARY 8 INCH YELLOW LINE, PAINT
 MM 1.796 - MM 1.858 SOLID LT & RT (DIAGONALS AT PAINTED ISLAND)
 MM 1.868 - MM 1.901 SOLID LT & RT (DIAGONALS AT PAINTED ISLAND)

DURABLE 8 INCH YELLOW LINE, POLYUREA
 MM 1.796 - MM 1.858 SOLID LT & RT (DIAGONALS AT PAINTED ISLAND)
 MM 1.868 - MM 1.901 SOLID LT & RT (DIAGONALS AT PAINTED ISLAND)

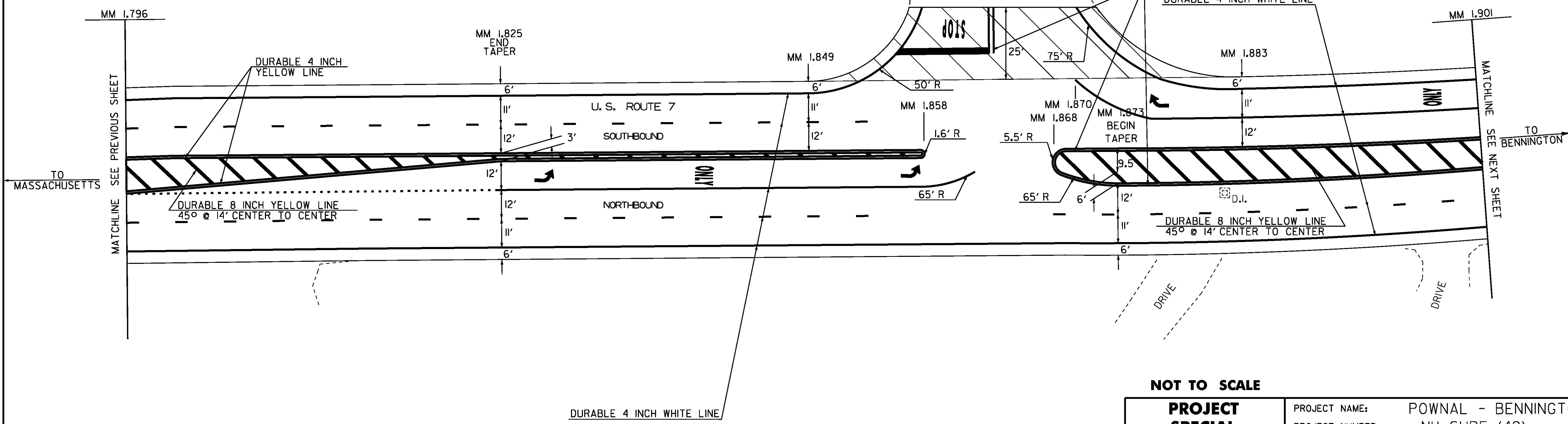
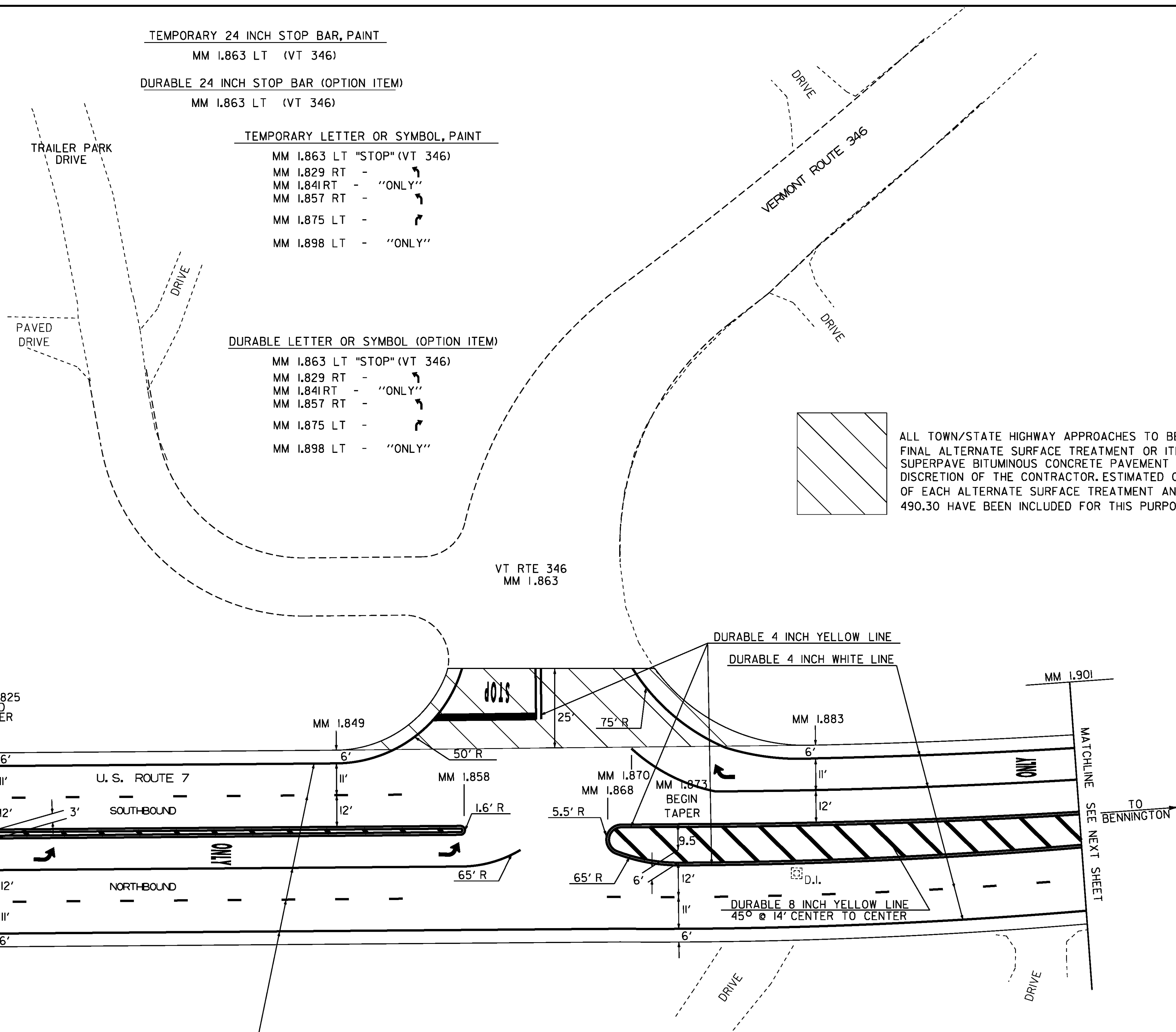
TEMPORARY 24 INCH STOP BAR, PAINT
 MM 1.863 LT (VT 346)
DURABLE 24 INCH STOP BAR (OPTION ITEM)
 MM 1.863 LT (VT 346)

TEMPORARY LETTER OR SYMBOL, PAINT
 MM 1.863 LT "STOP" (VT 346)
 MM 1.829 RT - "ONLY"
 MM 1.841 RT - "ONLY"
 MM 1.857 RT - "ONLY"
 MM 1.875 LT - "ONLY"
 MM 1.898 LT - "ONLY"

DURABLE LETTER OR SYMBOL (OPTION ITEM)
 MM 1.863 LT "STOP" (VT 346)
 MM 1.829 RT - "ONLY"
 MM 1.841 RT - "ONLY"
 MM 1.857 RT - "ONLY"
 MM 1.875 LT - "ONLY"
 MM 1.898 LT - "ONLY"



ALL TOWN/STATE HIGHWAY APPROACHES TO BE PAVED WITH FINAL ALTERNATE SURFACE TREATMENT OR ITEM 490.30 SUPERPAVE BITUMINOUS CONCRETE PAVEMENT AT THE DISCRETION OF THE CONTRACTOR. ESTIMATED QUANTITIES OF EACH ALTERNATE SURFACE TREATMENT AND ITEM 490.30 HAVE BEEN INCLUDED FOR THIS PURPOSE.



NOT TO SCALE

**PROJECT
 SPECIAL
 MARKING
 LAYOUT
 SHEET #2**

PROJECT NAME: POWNAL - BENNINGTON
 PROJECT NUMBER: NH SURF (42)

FILE NAME: I3b592\pl3b592.dgn
 PROJECT LEADER: FOWLER
 DESIGNED BY: LOCKE
 IPARM FILE NAME: pl3b592_II.I

PLOT DATE: 02-APR-2014
 DRAWN BY: LOCKE
 CHECKED BY: PAYT MGMT
 SHEET II OF 23