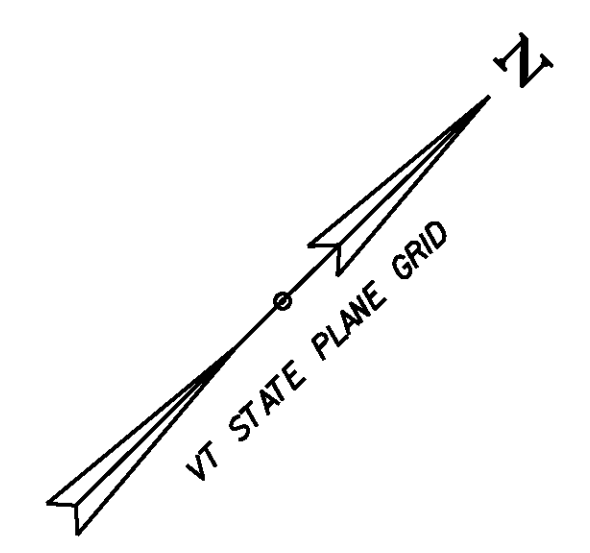
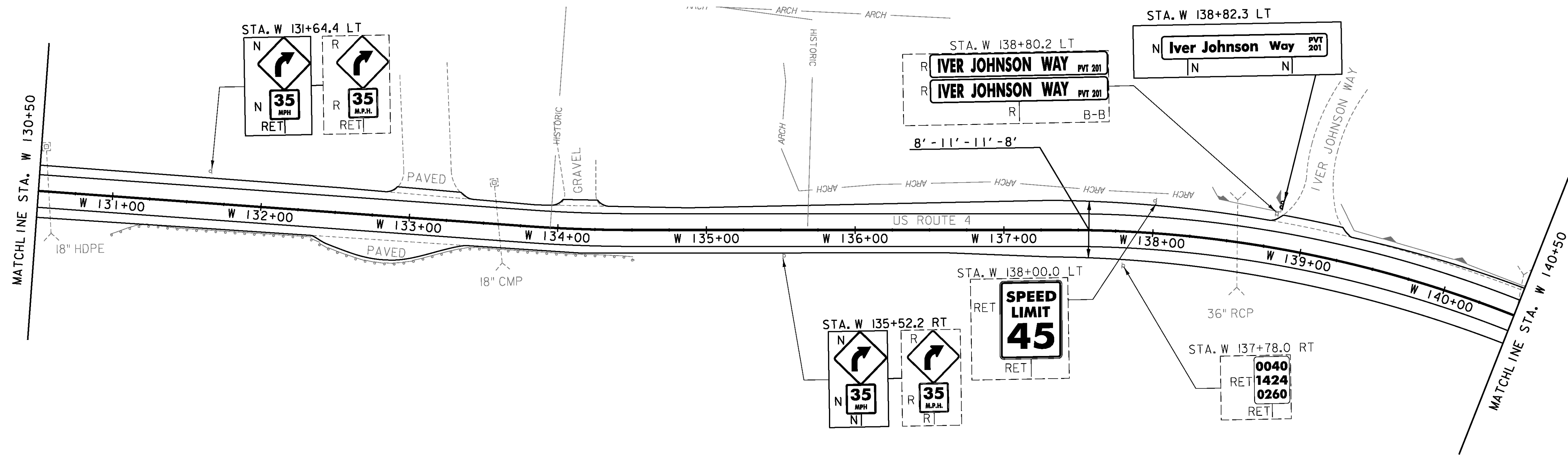
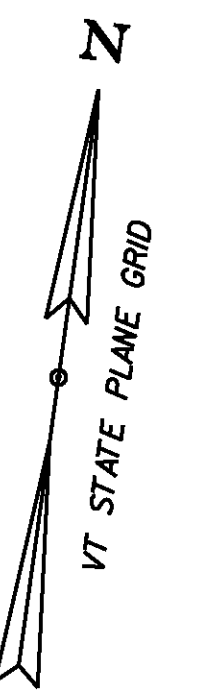
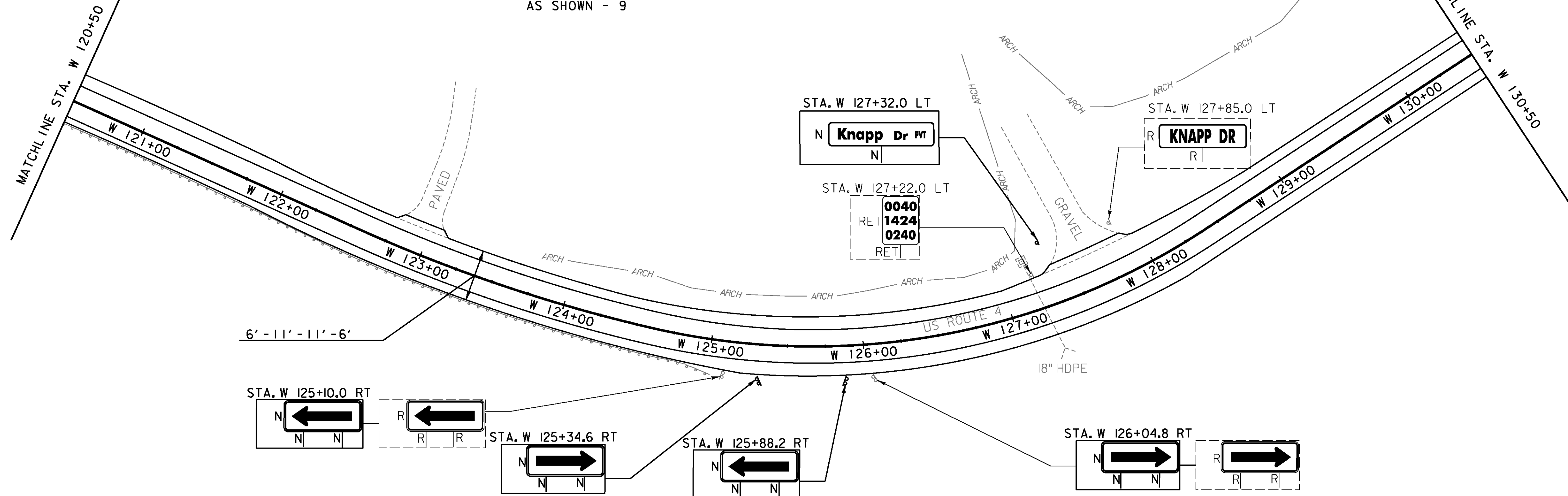


MILLED RUMBLE STRIPS (CENTERLINE)
 STA. W 120+50 - W 132+00
 STA. W 136+00 - W 140+50

TEMPORARY 4 INCH WHITE LINE, PAINT
 DURABLE 4 INCH WHITE LINE, (SEE OPTION ITEM)
 (ALL LINES WILL INCLUDE EDGE LINE BREAKS
 AND RADII FOR SIDE ROADS)
 STA. W 120+50 - W 140+50 (SOLID LT & RT)

TEMPORARY 4 INCH YELLOW LINE, PAINT
 DURABLE 4 INCH YELLOW LINE, (SEE OPTION ITEMS)
 (ALL LINES WILL INCLUDE CENTER LINE BREAKS
 FOR SIDE ROADS)
 STA. W 120+50 - W 140+50 (SOLID LT & RT)

REMOVING SIGNS
 AS SHOWN - 9



SIGN LEGEND

- R = REMOVE
- R&S = REMOVE AND SALVAGE
- RET = RETAIN
- S = SALVAGED
- N = NEW
- B-B = BACK TO BACK
- = EXISTING
- = NEW

PROJECT NAME: KILLINGTON-WOODSTOCK	
PROJECT NUMBER: ER NH 020-2(38)	
FILE NAME: z13bi92bdr.dgn	PLOT DATE: 3/7/2016
PROJECT LEADER: E. ATKINS	DRAWN BY: I. KHALID
DESIGNED BY: T. BIGELOW/S. MUSTO	CHECKED BY: ATKINS/SOBEL
PLAN SHEET 37	SHEET 64 OF 146

NOT TO SCALE