

**MILLED RUMBLE STRIPS (CENTERLINE)**

STA. W 100+50 - W 102+00  
 STA. W 104+00 - W 120+50

**REMOVE AND RESET GUARDRAIL**

STA. W 100+50.0 RT - W 116+65.0 RT

**TEMPORARY 4 INCH WHITE LINE, PAINT**

**DURABLE 4 INCH WHITE LINE, (SEE OPTION ITEMS)**

(ALL LINES WILL INCLUDE EDGE LINE BREAKS AND RADI FOR SIDE ROADS)

STA. W 100+50 - W 120+50 (SOLID LT & RT)

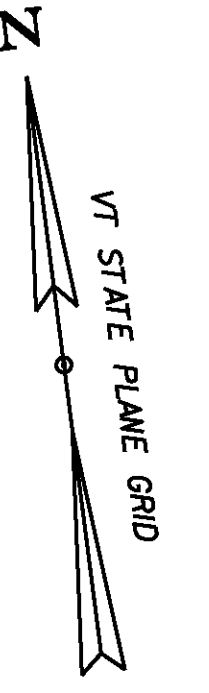
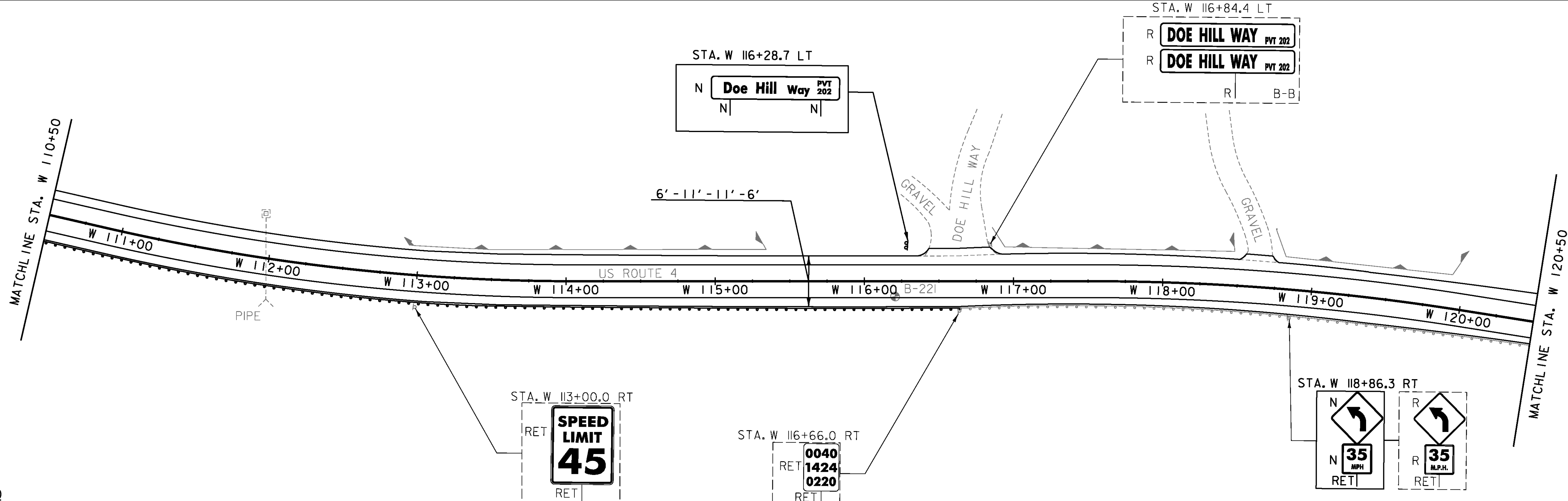
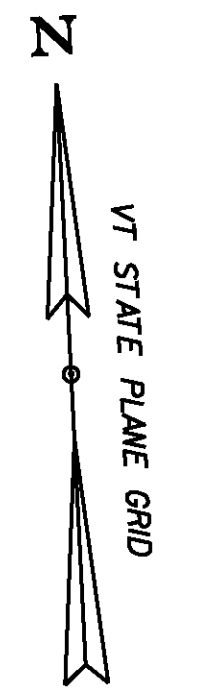
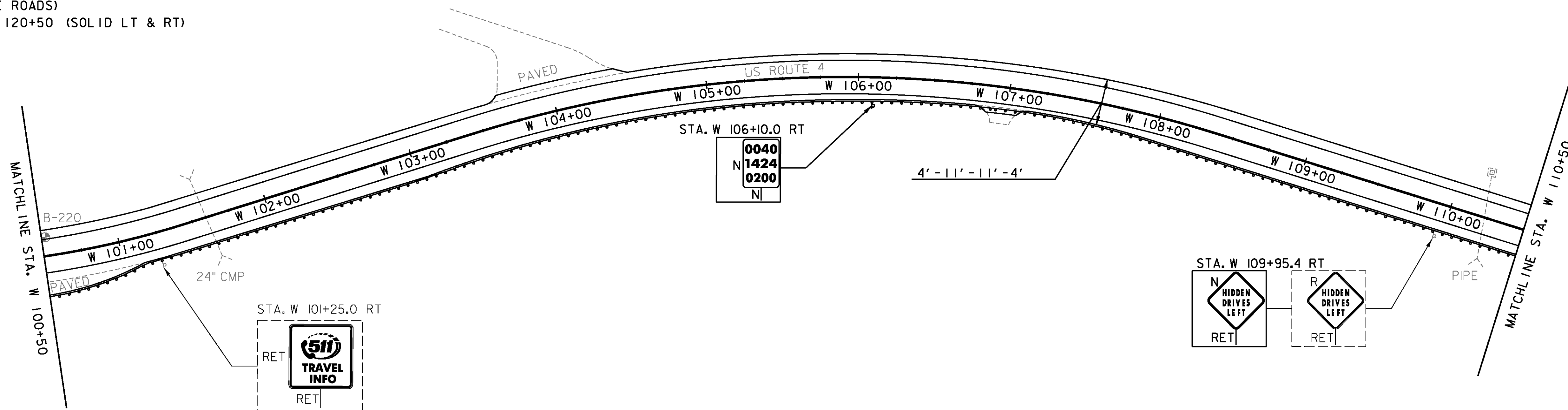
**TEMPORARY 4 INCH YELLOW LINE, PAINT**

**DURABLE 4 INCH YELLOW LINE, (SEE OPTION ITEMS)**  
 (ALL LINES WILL INCLUDE CENTER LINE BREAKS FOR SIDE ROADS)

STA. W 100+50 - W 120+50 (SOLID LT & RT)

**REMOVING SIGNS**

AS SHOWN - 5



**SIGN LEGEND**

- R = REMOVE
- R&S = REMOVE AND SALVAGE
- RET = RETAIN
- S = SALVAGED
- N = NEW
- B-B = BACK TO BACK
- = EXISTING
- = NEW

PROJECT NAME:	KILLINGTON-WOODSTOCK
PROJECT NUMBER:	ER NH 020-2(38)
FILE NAME:	z13bi92bdr.dgn
PROJECT LEADER:	E. ATKINS
DESIGNED BY:	T. BIGELOW/S. MUSTO
PLAN SHEET	36
PLOT DATE:	3/7/2016
DRAWN BY:	I. KHALID
CHECKED BY:	ATKINS/SOBEL
SHEET	63 OF 146

NOT TO SCALE