

MILLED RUMBLE STRIPS (CENTERLINE)
STA. W 86+00 - W 100+50

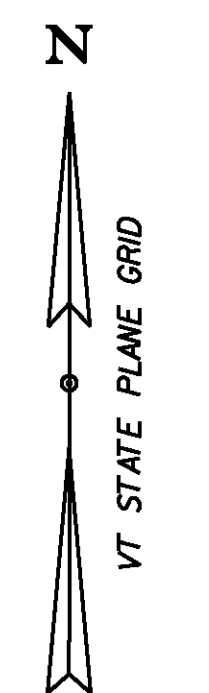
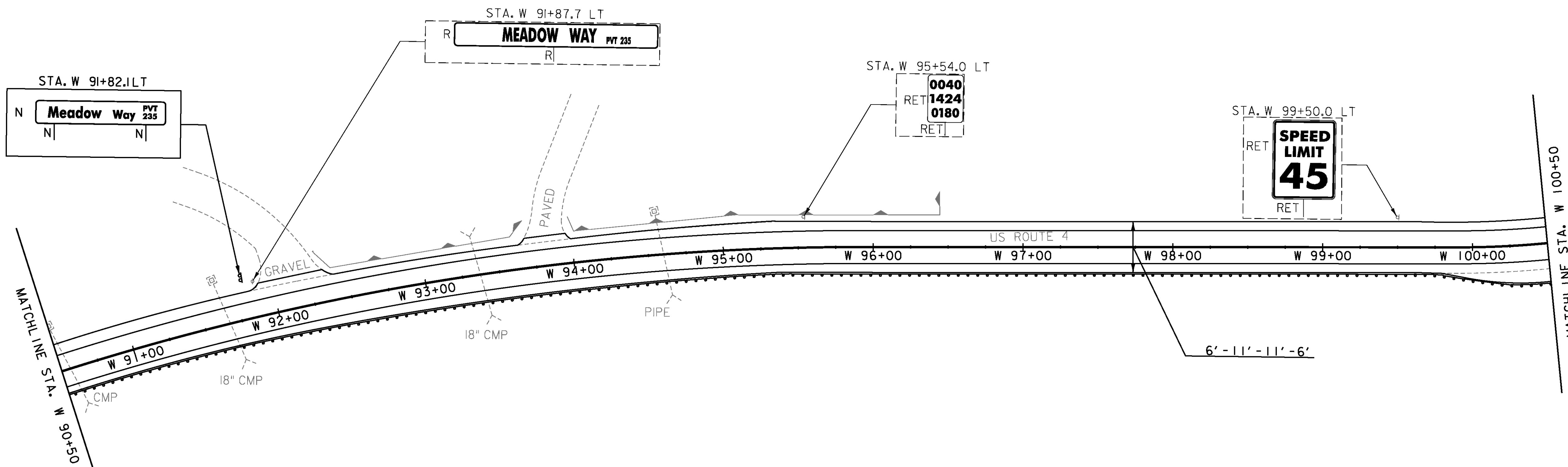
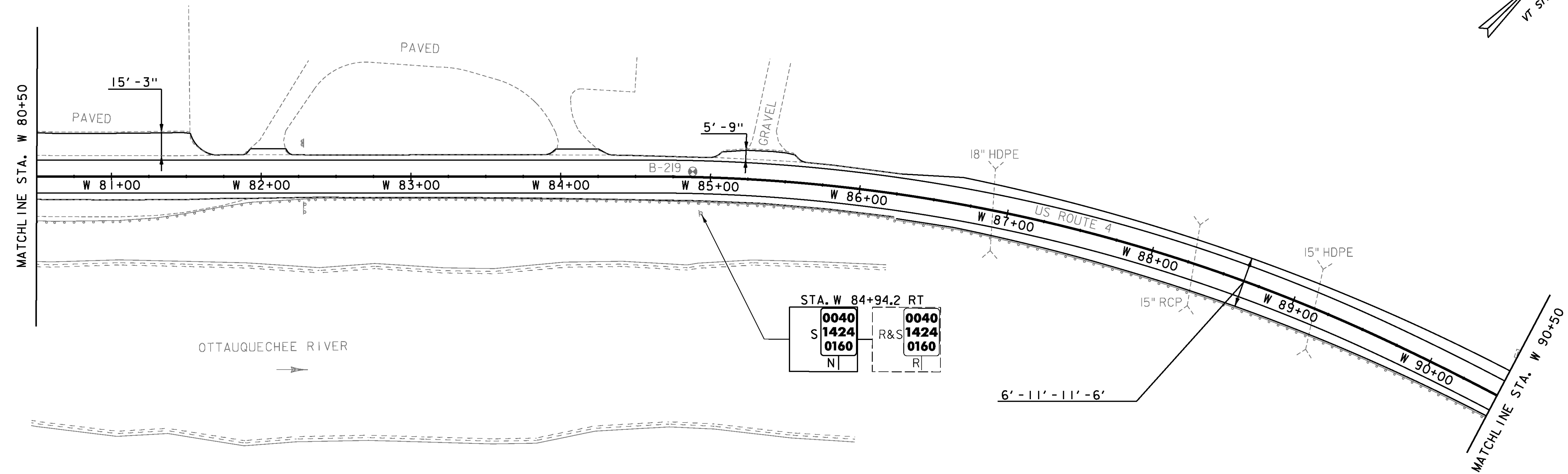
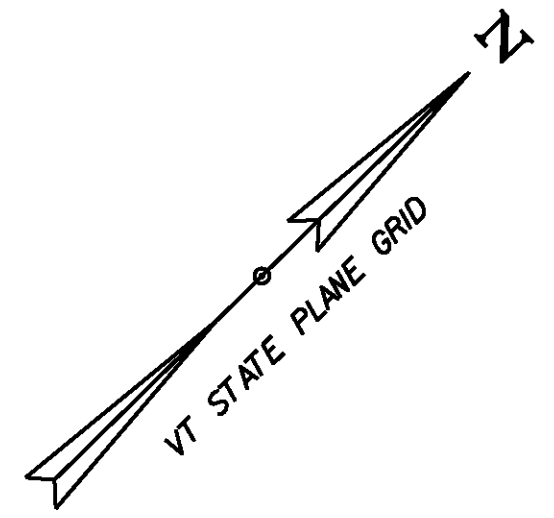
REMOVE AND RESET GUARDRAIL
STA. W 80+50.0 RT - W 100+50.0 RT

TEMPORARY 4 INCH WHITE LINE, PAINT
DURABLE 4 INCH WHITE LINE, (SEE OPTION ITEMS)
(ALL LINES WILL INCLUDE EDGE LINE BREAKS
AND RADII FOR SIDE ROADS)
STA. W 80+50 - W 100+50 (SOLID LT & RT)

TEMPORARY 4 INCH YELLOW LINE, PAINT
DURABLE 4 INCH YELLOW LINE, (SEE OPTION ITEMS)
(ALL LINES WILL INCLUDE CENTER LINE BREAKS
FOR SIDE ROADS)
STA. W 80+50 - W 82+10 (SOLID LT & DASHED RT)
STA. W 82+10 - W 92+40 (DASHED LT & SOLID RT)
STA. W 92+40 - W 100+50 (SOLID LT & RT)

REMOVING SIGNS
AS SHOWN - 2

ERECTING SALVAGED SIGNS
AS SHOWN - 1



SIGN LEGEND
R = REMOVE
R&S = REMOVE AND SALVAGE
RET = RETAIN
S = SALVAGED
N = NEW
B-B = BACK TO BACK
--- = EXISTING
— = NEW

PROJECT NAME:	KILLINGTON-WOODSTOCK
PROJECT NUMBER:	ER NH 020-2(38)
FILE NAME:	z13bi92bdr.dgn
PROJECT LEADER:	E. ATKINS
DESIGNED BY:	T. BIGELOW/S. MUSTO
PLAN SHEET 35	
PLOT DATE:	3/7/2016
DRAWN BY:	I. KHALID
CHECKED BY:	ATKINS/SOBEL
SHEET	62 OF 146

NOT TO SCALE