

MILLED RUMBLE STRIPS (CENTERLINE)
 STA. W 40+50 - W 45+51
 STA. W 45+91 - W 60+50

STEEL BEAM GUARDRAIL, GALVANIZED
 STA. W 49+05.2 LT - W 49+80.2 LT

MANUFACTURED TERMINAL SECTION, TANGENT
 STA. W 48+55.2 LT - W 49+05.2 LT
 STA. W 49+80.2 LT - W 50+30.2 LT

TEMPORARY 4 INCH YELLOW LINE, PAINT
DURABLE 4 INCH YELLOW LINE, (SEE OPTION ITEMS)
 (ALL LINES WILL INCLUDE CENTER LINE BREAKS FOR SIDE ROADS)
 STA. W 40+50 - W 54+90 (SOLID LT & RT)
 STA. W 54+90 - W 60+50 (SOLID LT & DASHED RT)

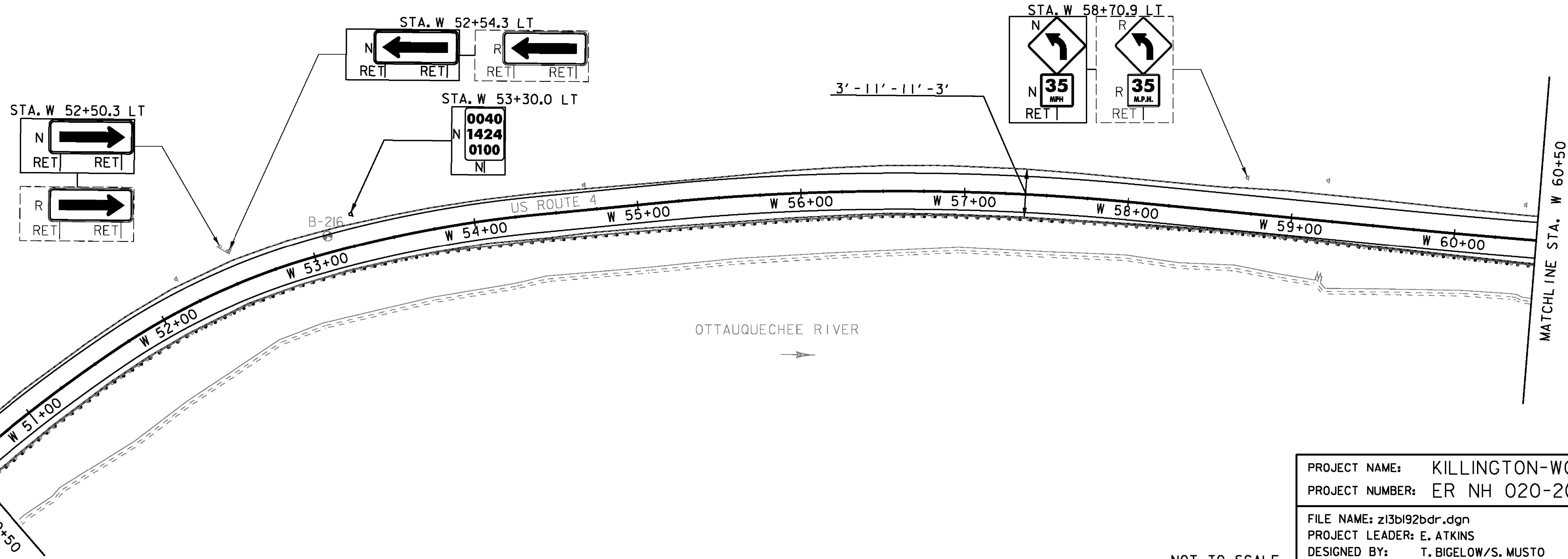
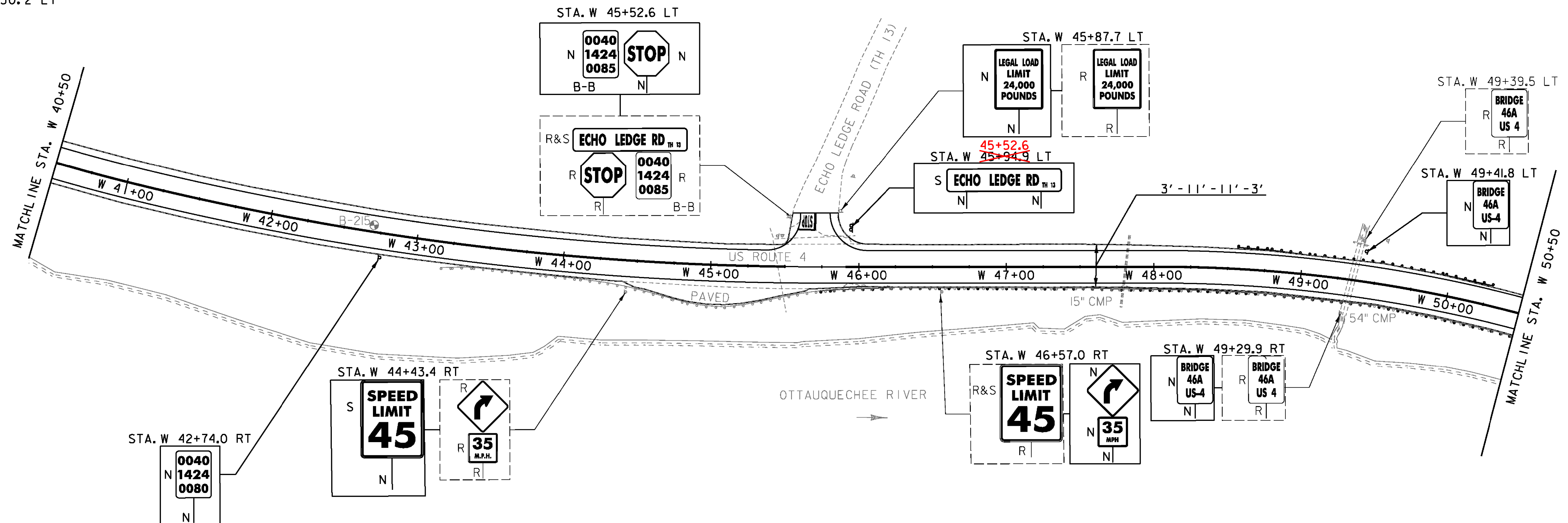
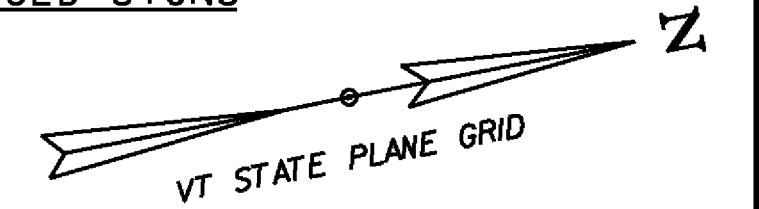
REMOVE AND RESET GUARDRAIL
 STA. W 45+73.7 RT - W 60+50.0 RT

TEMPORARY 4 INCH WHITE LINE, PAINT
DURABLE 4 INCH WHITE LINE, (SEE OPTION ITEMS)
 (ALL LINES WILL INCLUDE EDGE LINE BREAK SAND RADII FOR SIDE ROADS)
 STA. W 40+50 - W 60+50 (SOLID LT & RT)

TEMPORARY LETTER OR SYMBOL, PAINT
DURABLE LETTER OR SYMBOL, (SEE OPTION ITEMS)
 STA. W 45+55 LT "STOP" (4 EA)
TEMPORARY 24 INCH STOP BAR, PAINT
DURABLE 24 INCH STOP BAR, (SEE OPTION ITEMS)
 STA. W 45+55 LT

REMOVING SIGNS
 AS SHOWN - 13

ERECTING SALVAGED SIGNS
 AS SHOWN - 2



SIGN LEGEND

- R = REMOVE
- R&S = REMOVE AND SALVAGE
- RET = RETAIN
- S = SALVAGED
- N = NEW
- B-B = BACK TO BACK
- = EXISTING
- = NEW

PROJECT NAME: KILLINGTON-WOODSTOCK
 PROJECT NUMBER: ER NH 020-2(38)

FILE NAME: z13b192bdr.dgn
 PROJECT LEADER: E. ATKINS
 DESIGNED BY: T. BIGELOW/S. MUSTO
 PLAN SHEET 33

PLOT DATE: 3/7/2016
 DRAWN BY: I. KHALID
 CHECKED BY: ATKINS/SOBEL
 SHEET 60 OF 146

NOT TO SCALE