

CHANGING ELEVATION OF SEWER MANHOLES
 STA. B 368+49.1 - 12.0' LT

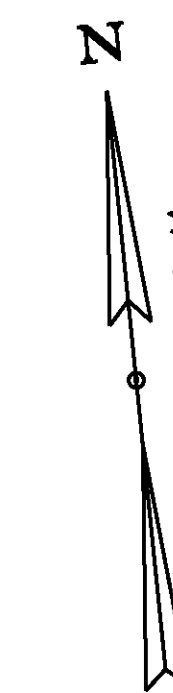
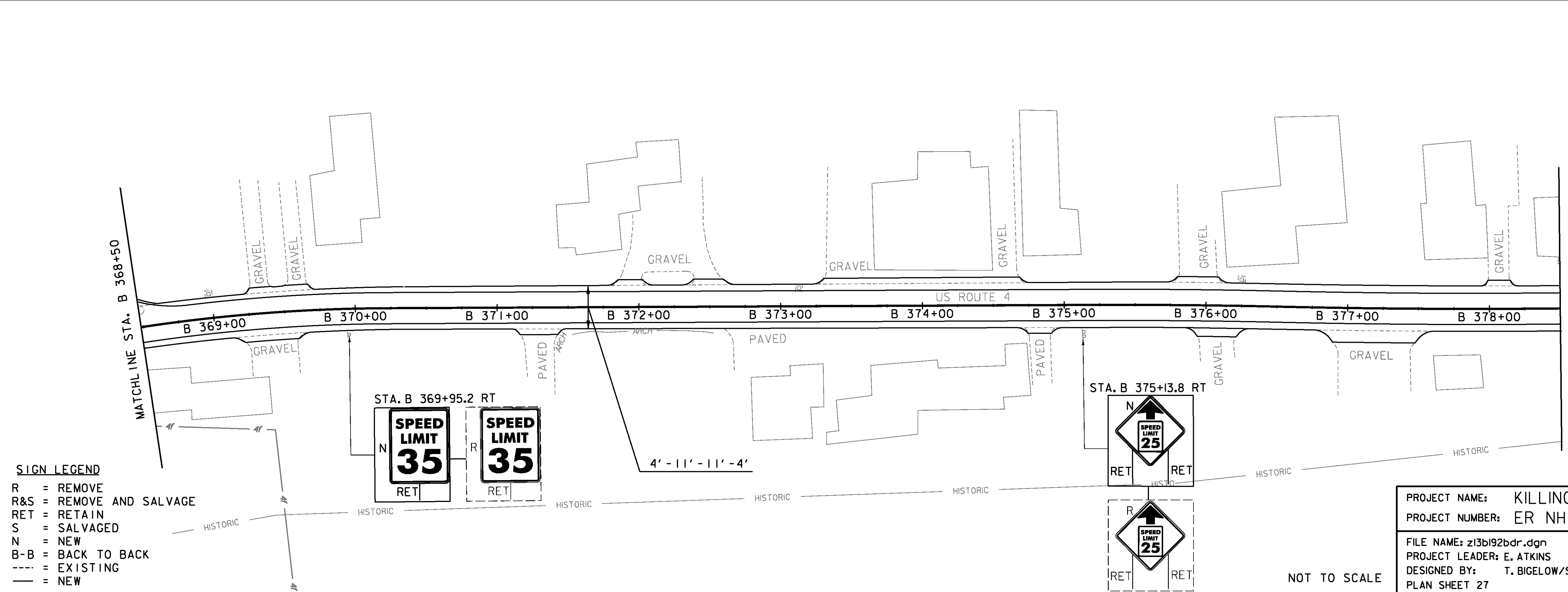
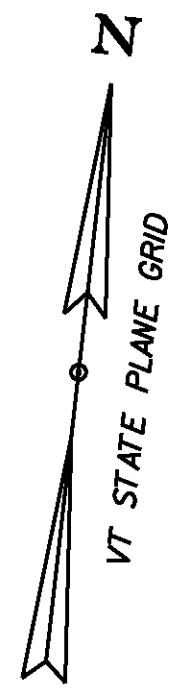
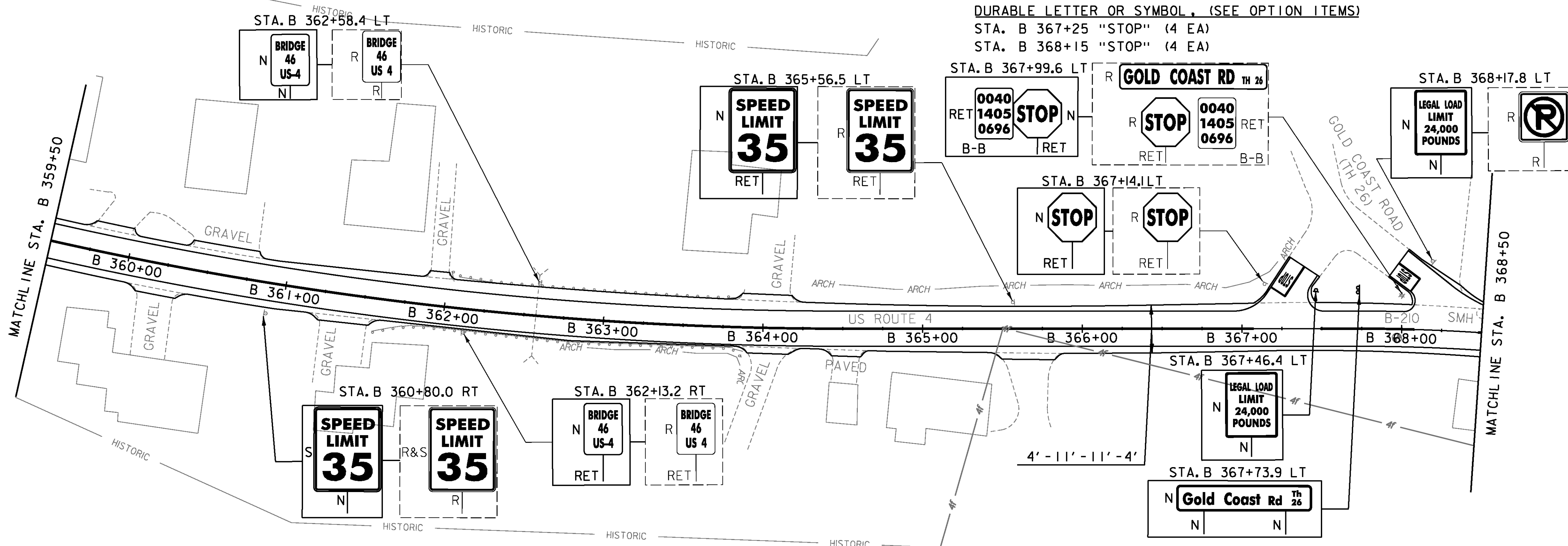
TEMPORARY 4 INCH WHITE LINE, PAINT
 DURABLE 4 INCH WHITE LINE, (SEE OPTION ITEMS)
 (ALL LINES WILL INCLUDE EDGE LINE BREAKS
 AND RADII FOR SIDE ROADS)
 STA. B 359+50 - B 378+50 (SOLID LT & RT)

TEMPORARY 4 INCH YELLOW LINE, PAINT
 DURABLE 4 INCH YELLOW LINE, (SEE OPTION ITEMS)
 (ALL LINES WILL INCLUDE CENTER LINE BREAKS
 FOR SIDE ROADS)
 STA. B 359+50 - B 378+50 (SOLID LT & RT)

TEMPORARY 24 INCH STOP BAR, PAINT
 DURABLE 24 INCH STOP BAR, (SEE OPTION ITEMS)
 STA. B 367+25
 STA. B 368+15

REMOVING SIGNS
 AS SHOWN - 10
 ERECTING SALVAGED SIGNS
 AS SHOWN - 1

TEMPORARY LETTER OR SYMBOL, PAINT
 DURABLE LETTER OR SYMBOL, (SEE OPTION ITEMS)
 STA. B 367+25 "STOP" (4 EA)
 STA. B 368+15 "STOP" (4 EA)



SIGN LEGEND
 R = REMOVE
 R&S = REMOVE AND SALVAGE
 RET = RETAIN
 S = SALVAGED
 N = NEW
 B-B = BACK TO BACK
 --- = EXISTING
 — = NEW

PROJECT NAME: KILLINGTON-WOODSTOCK
 PROJECT NUMBER: ER NH 020-2(38)
 FILE NAME: z13bi92bdr.dgn
 PROJECT LEADER: E. ATKINS
 DESIGNED BY: T. BIGELOW/S. MUSTO
 PLAN SHEET 27
 PLOT DATE: 3/7/2016
 DRAWN BY: I. KHALID
 CHECKED BY: ATKINS/SOBEL
 SHEET 54 OF 146

NOT TO SCALE