

MILLED RUMBLE STRIPS (CENTERLINE)  
STA. B 341+50 - B 351+00

MANUFACTURED TERMINAL SECTION, FLARED  
STA. B 350+61.0 RT - B 350+98.5 RT

REMOVE AND RESET GUARDRAIL  
STA. B 341+50 RT - B 350+61.0 RT

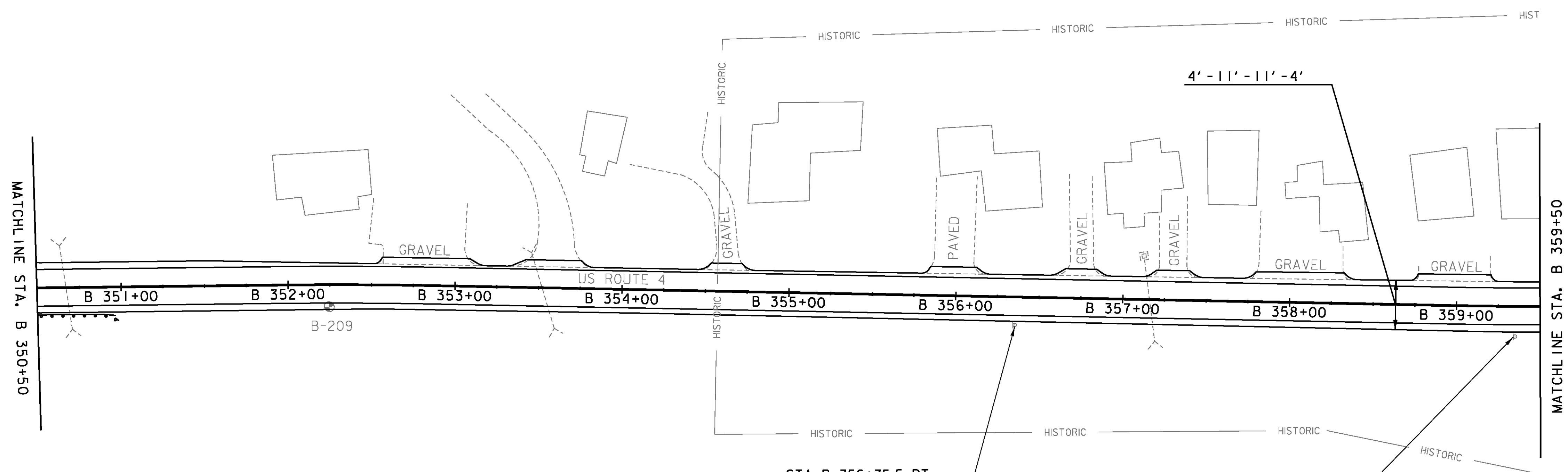
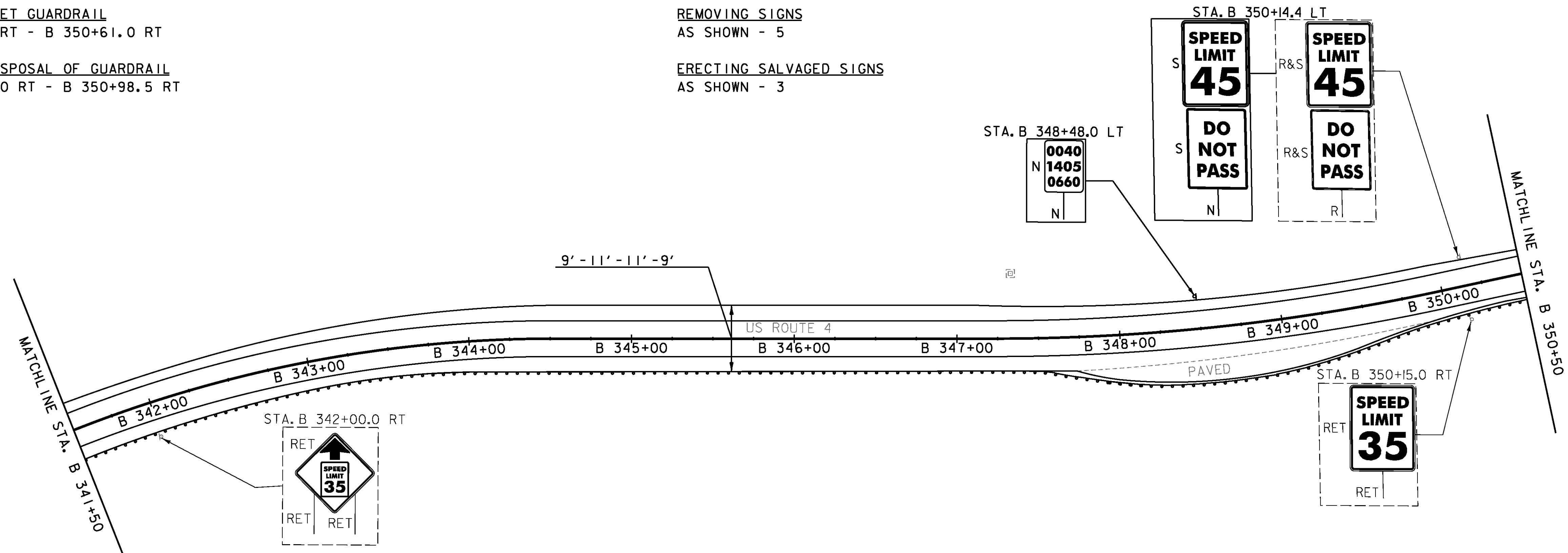
REMOVAL AND DISPOSAL OF GUARDRAIL  
STA. B 350+50.0 RT - B 350+98.5 RT

TEMPORARY 4 INCH WHITE LINE, PAINT  
DURABLE 4 INCH WHITE LINE, (SEE OPTION ITEMS)  
(ALL LINES WILL INCLUDE EDGE LINE BREAKS  
AND RADII FOR SIDE ROADS)  
STA. B 341+50 - B 359+50 (SOLID LT & RT)

TEMPORARY 4 INCH YELLOW LINE, PAINT  
DURABLE 4 INCH YELLOW LINE, (SEE OPTION ITEMS)  
(ALL LINES WILL INCLUDE CENTER LINE BREAKS  
FOR SIDE ROADS)  
STA. B 341+50 - B 359+50 (SOLID LT & RT)

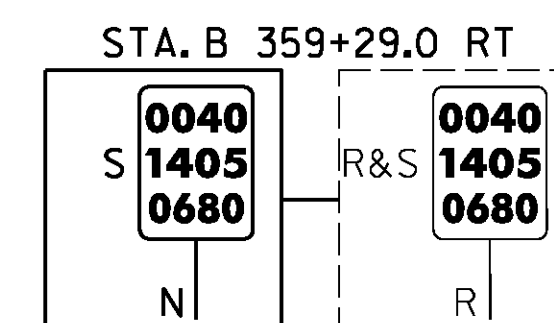
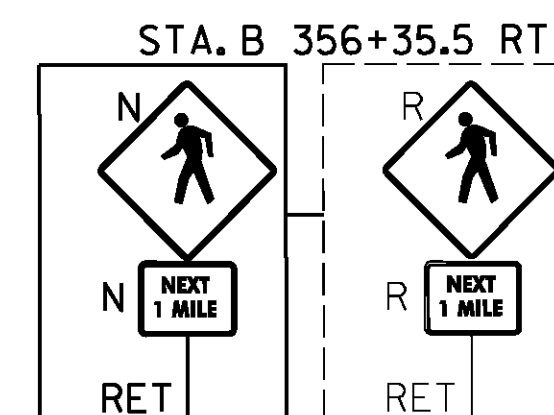
REMOVING SIGNS  
AS SHOWN - 5

ERECTING SALVAGED SIGNS  
AS SHOWN - 3



**SIGN LEGEND**

- R = REMOVE
- R&S = REMOVE AND SALVAGE
- RET = RETAIN
- S = SALVAGED
- N = NEW
- B-B = BACK TO BACK
- = EXISTING
- = NEW



PROJECT NAME:	KILLINGTON-WOODSTOCK
PROJECT NUMBER:	ER NH 020-2(38)
FILE NAME:	z13bi92bdr.dgn
PROJECT LEADER:	E. ATKINS
DESIGNED BY:	T. BIGELOW/S. MUSTO
PLAN SHEET 26	
PLOT DATE:	3/7/2016
DRAWN BY:	I. KHALID
CHECKED BY:	ATKINS/SOBEL
SHEET 53 OF 146	

NOT TO SCALE