

MILLED RUMBLE STRIPS (CENTERLINE)

STA. B 323+00 - B 334+50
 STA. B 336+00 - B 341+50

REMOVE AND RESET GUARDRAIL

STA. B 321+50.0 RT - B 333+31.2 RT
 STA. B 337+00.0 RT - B 341+50.0 RT

TEMPORARY 4 INCH WHITE LINE, PAINT

DURABLE 4 INCH WHITE LINE, (SEE OPTION ITEMS)
 (ALL LINES WILL INCLUDE EDGE LINE BREAKS
 AND RADII FOR SIDE ROADS)

STA. B 321+50 - B 341+50 (SOLID LT & RT)

TEMPORARY 4 INCH YELLOW LINE, PAINT

DURABLE 4 INCH YELLOW LINE, (SEE OPTION ITEMS)
 (ALL LINES WILL INCLUDE CENTER LINE BREAKS
 FOR SIDE ROADS)

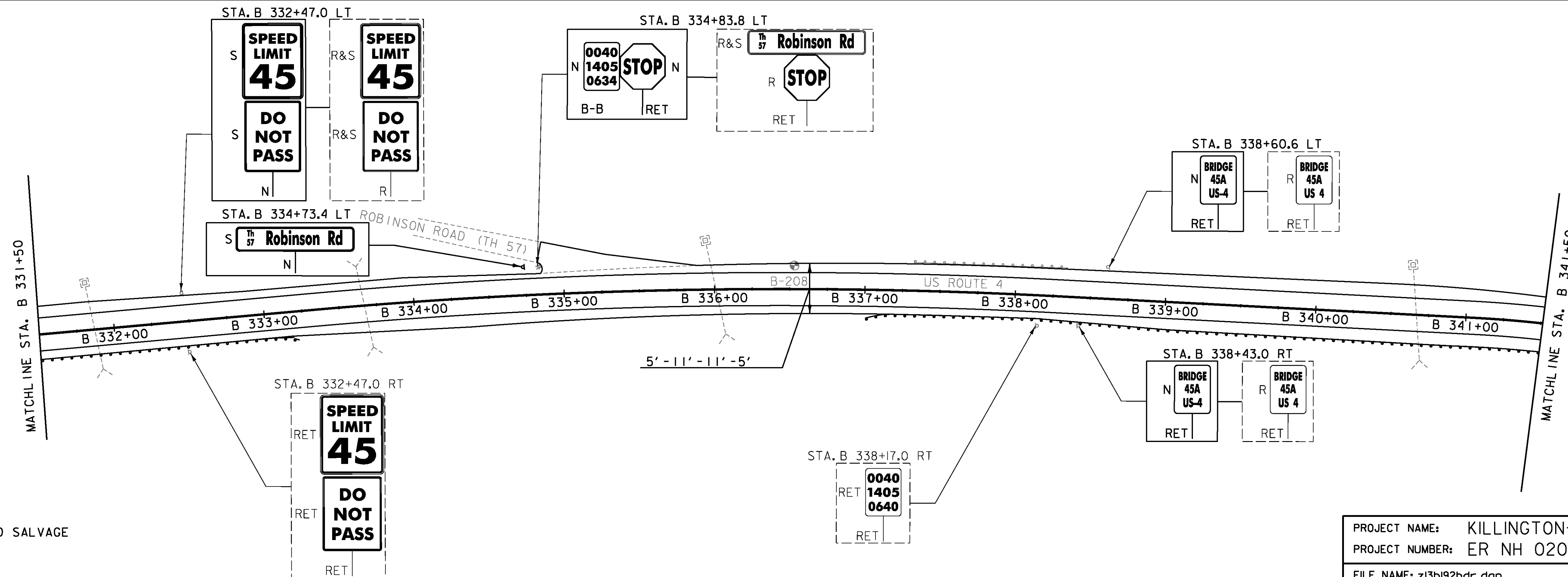
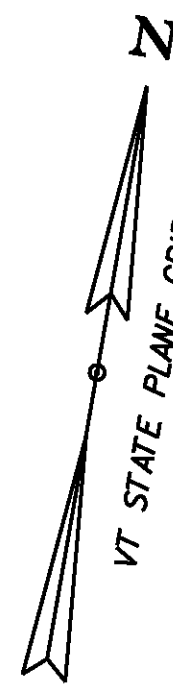
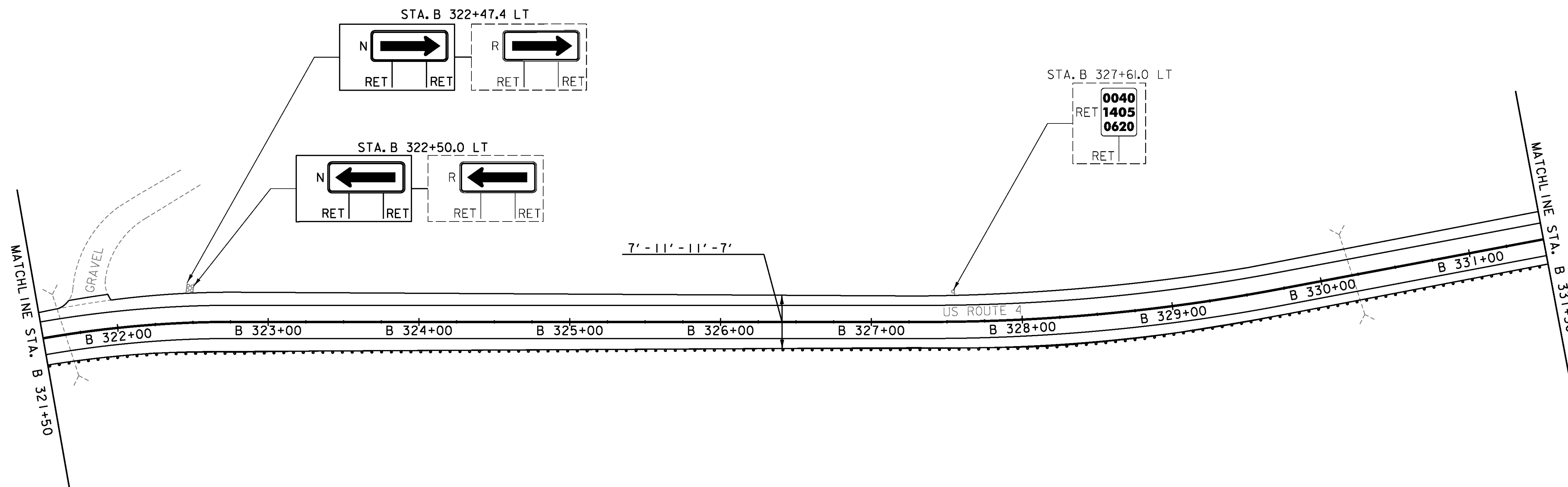
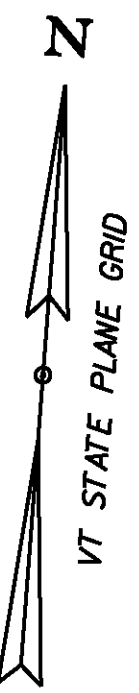
STA. B 321+50 - B 341+50 (SOLID LT & RT)

REMOVING SIGNS

AS SHOWN - 8

ERECTING SALVAGED SIGNS

AS SHOWN - 3



SIGN LEGEND

- R = REMOVE
- R&S = REMOVE AND SALVAGE
- RET = RETAIN
- S = SALVAGED
- N = NEW
- B-B = BACK TO BACK
- = EXISTING
- = NEW

PROJECT NAME: KILLINGTON-WOODSTOCK
 PROJECT NUMBER: ER NH 020-2(38)

FILE NAME: z13bi92bdr.dgn
 PROJECT LEADER: E. ATKINS
 DESIGNED BY: T. BIGELOW/S. MUSTO
 PLAN SHEET 25

PLOT DATE: 3/7/2016
 DRAWN BY: I. KHALID
 CHECKED BY: ATKINS/SOBEL
 SHEET 52 OF 146

NOT TO SCALE