

MILLED RUMBLE STRIPS (CENTERLINE)
 STA. B 262+50 - B 279+00
 STA. B 281+00 - B 282+50

MANUFACTURED TERMINAL SECTION, FLARED
 STA. B 279+19.7 LT - B 279+57.2 LT
 STA. B 280+64.3 LT - B 281+01.8 LT

REMOVAL AND DISPOSAL OF GUARDRAIL
 STA. B 267+56.6 LT - B 269+99.7 LT
 STA. B 279+19.7 LT - B 279+57.2 LT
 STA. B 280+64.3 LT - B 281+01.8 LT

TEMPORARY 4 INCH WHITE LINE, PAINT
DURABLE 4 INCH WHITE LINE, (SEE OPTION ITEMS)
 (ALL LINES WILL INCLUDE EDGE LINE BREAKS AND RADII FOR SIDE ROADS)
 STA. B 262+50 - B 282+50 (SOLID LT & RT)

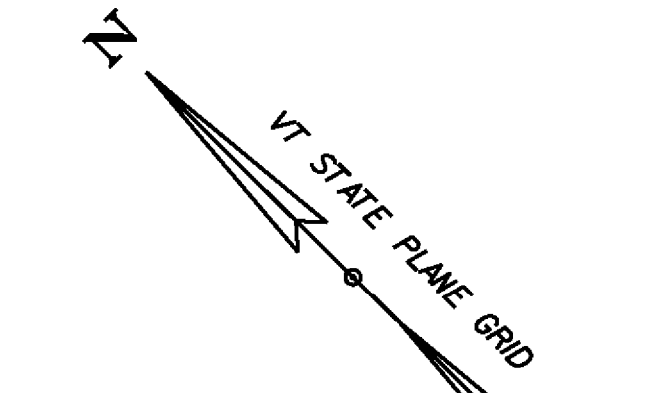
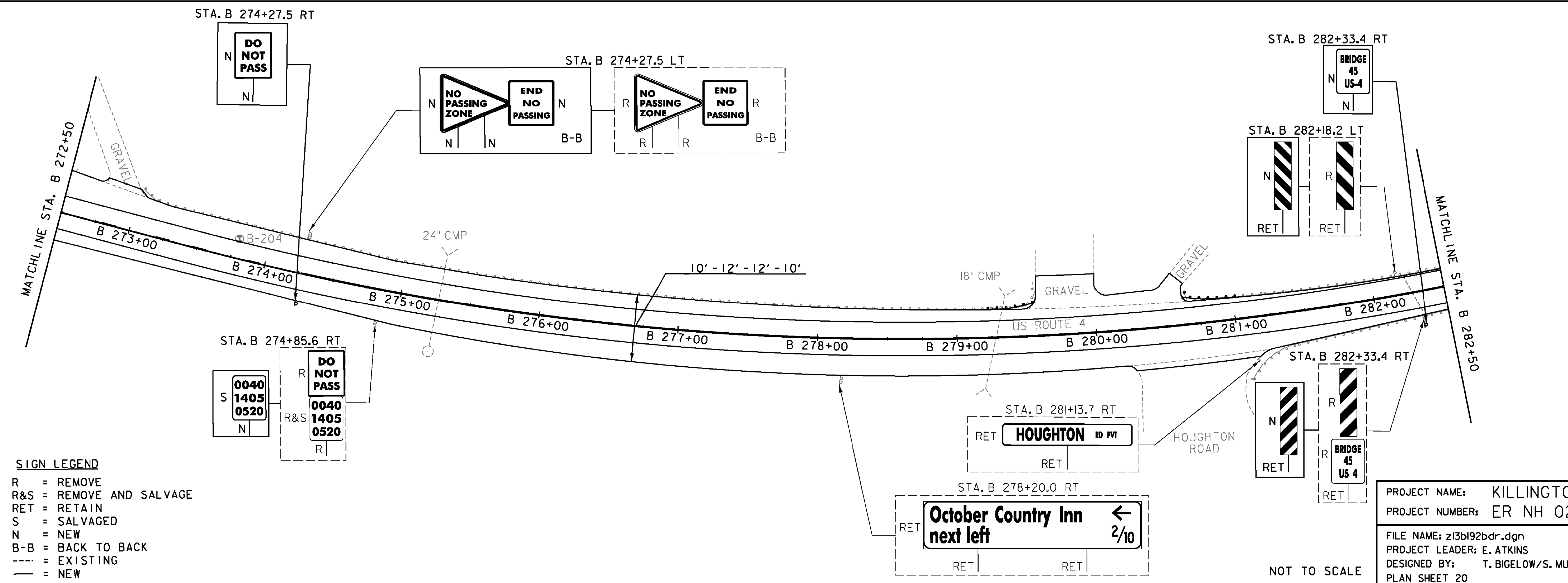
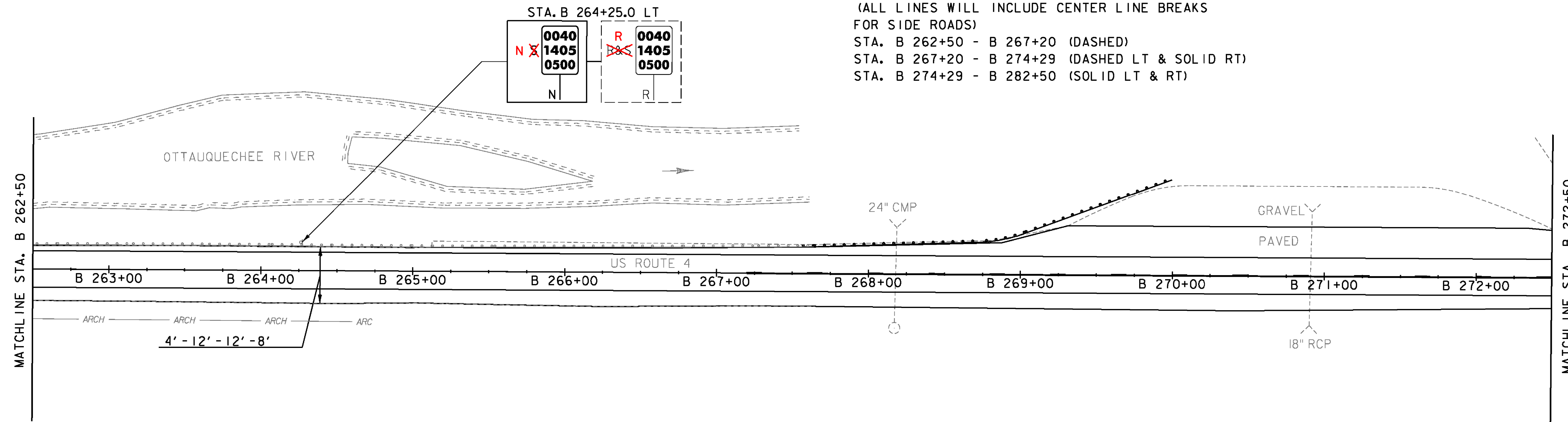

REMOVING SIGNS
 AS SHOWN - 8

ERECTING SALVAGED SIGNS
 AS SHOWN - 2

STEEL BEAM GUARDRAIL, GALVANIZED
 STA. B 267+56.6 LT - B 269+99.7 LT

ANCHOR FOR STEEL BEAM RAIL
 STA. B 269+99.7 LT

TEMPORARY 4 INCH YELLOW LINE, PAINT
DURABLE 4 INCH YELLOW LINE, (SEE OPTION ITEMS)
 (ALL LINES WILL INCLUDE CENTER LINE BREAKS FOR SIDE ROADS)
 STA. B 262+50 - B 267+20 (DASHED)
 STA. B 267+20 - B 274+29 (DASHED LT & SOLID RT)
 STA. B 274+29 - B 282+50 (SOLID LT & RT)



SIGN LEGEND
 R = REMOVE
 R&S = REMOVE AND SALVAGE
 RET = RETAIN
 S = SALVAGED
 N = NEW
 B-B = BACK TO BACK
 --- = EXISTING
 — = NEW

PROJECT NAME: KILLINGTON-WOODSTOCK
 PROJECT NUMBER: ER NH 020-2(38)
 FILE NAME: z13bi92bdr.dgn
 PROJECT LEADER: E. ATKINS
 DESIGNED BY: T. BIGELOW/S. MUSTO
 PLAN SHEET 20
 PLOT DATE: 3/7/2016
 DRAWN BY: I. KHALID
 CHECKED BY: ATKINS/SOBEL
 SHEET 47 OF 146

NOT TO SCALE