

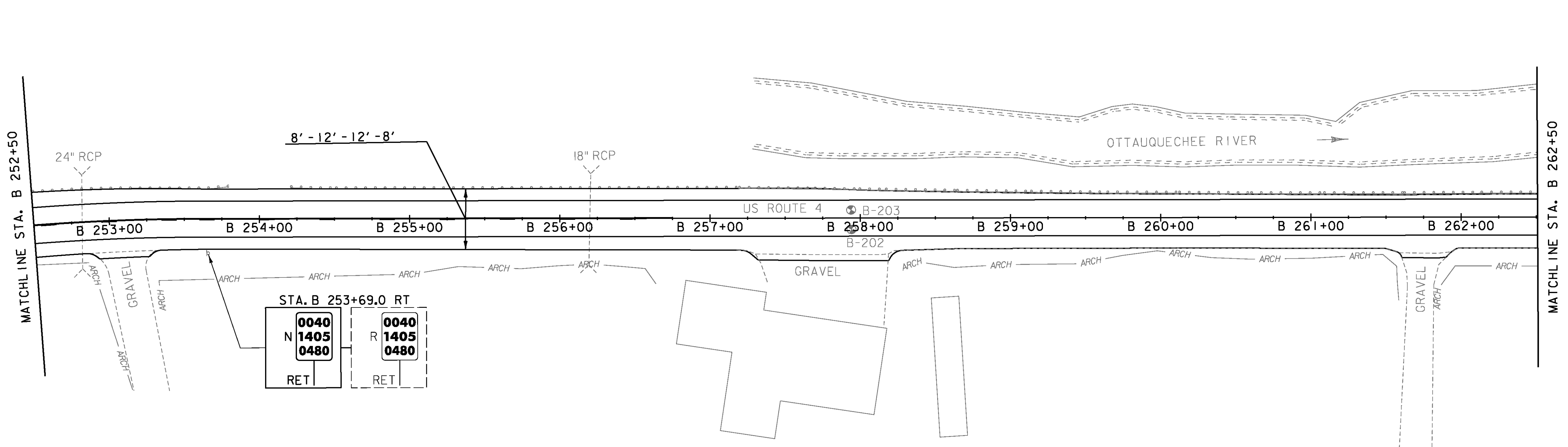
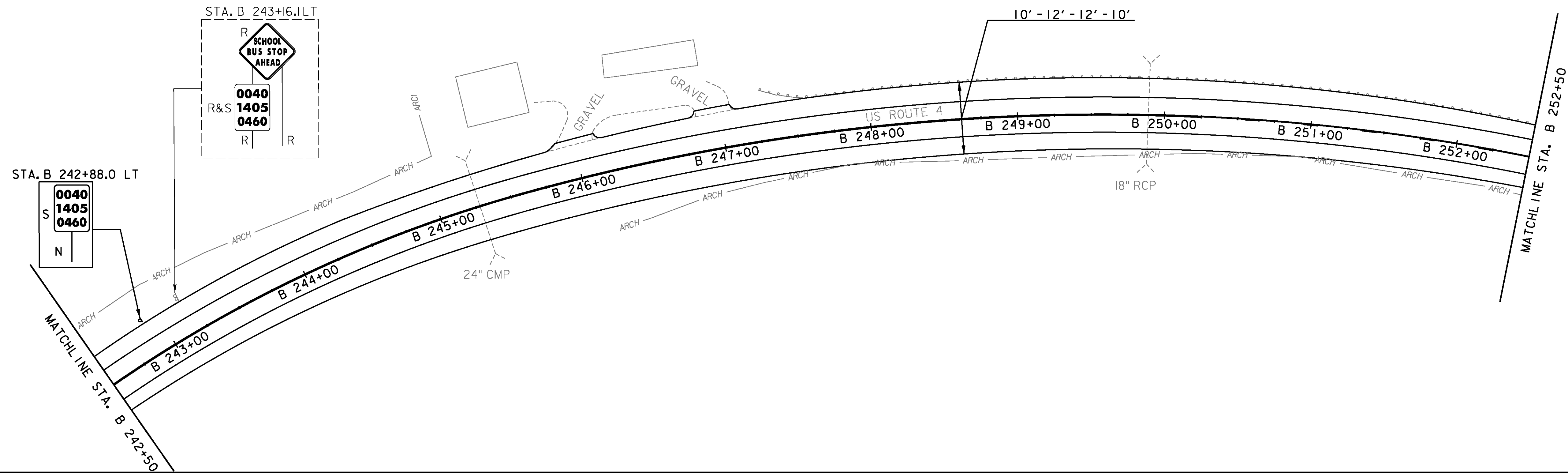
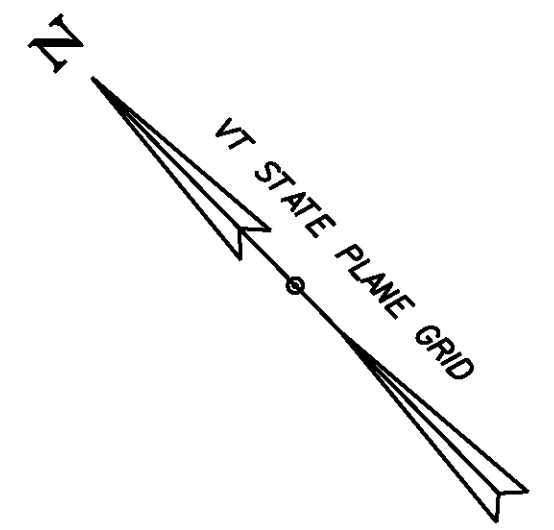
MILLED RUMBLE STRIPS (CENTERLINE)
 STA. B 248+00 - B 256+00
 STA. B 259+00 - B 262+50

TEMPORARY 4 INCH WHITE LINE, PAINT
DURABLE 4 INCH WHITE LINE, (SEE OPTION ITEMS)
 (ALL LINES WILL INCLUDE EDGE LINE BREAKS
 AND RADII FOR SIDE ROADS)
 STA. B 242+50 - B 262+50 (SOLID LT & RT)

TEMPORARY 4 INCH YELLOW LINE, PAINT
DURABLE 4 INCH YELLOW LINE, (SEE OPTION ITEMS)
 (ALL LINES WILL INCLUDE CENTER LINE BREAKS
 FOR SIDE ROADS)
 STA. B 242+50 - B 250+15 (SOLID LT & RT)
 STA. B 250+15 - B 256+75 (SOLID LT & DASHED RT)
 STA. B 256+75 - B 262+50 (DASHED)

REMOVING SIGNS
 AS SHOWN - 3

ERECTING SALVAGED SIGNS
 AS SHOWN - 1



SIGN LEGEND

- R = REMOVE
- R&S = REMOVE AND SALVAGE
- RET = RETAIN
- S = SALVAGED
- N = NEW
- B-B = BACK TO BACK
- = EXISTING
- = NEW

PROJECT NAME: KILLINGTON-WOODSTOCK	
PROJECT NUMBER: ER NH 020-2(38)	
FILE NAME: z13bi92bdr.dgn	PLOT DATE: 3/7/2016
PROJECT LEADER: E. ATKINS	DRAWN BY: I. KHALID
DESIGNED BY: T. BIGELOW/S. MUSTO	CHECKED BY: ATKINS/SOBEL
PLAN SHEET 19	SHEET 46 OF 146

NOT TO SCALE