

MILLED RUMBLE STRIPS (CENTERLINE)
 STA. B 105+50 - B 109+00
 STA. B 124+00 - B 124+50

DELINEATOR WITH STEEL POST
 STA. B 109+55 LT

REPLACE GUARDRAIL POST ASSEMBLY
 STA. B 109+55 LT

TEMPORARY 4 INCH WHITE LINE, PAINT
DURABLE 4 INCH WHITE LINE, (SEE OPTION ITEMS)
 (ALL LINES WILL INCLUDE EDGE LINE BREAKS AND RADII FOR SIDE ROADS)

STA. B 105+50 - B 118+40 (SOLID LT & RT)
 STA. B 120+85 - B 124+50 (SOLID LT & RT)

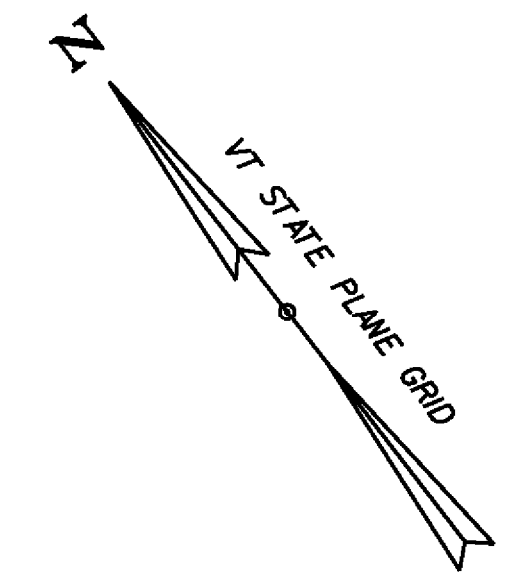
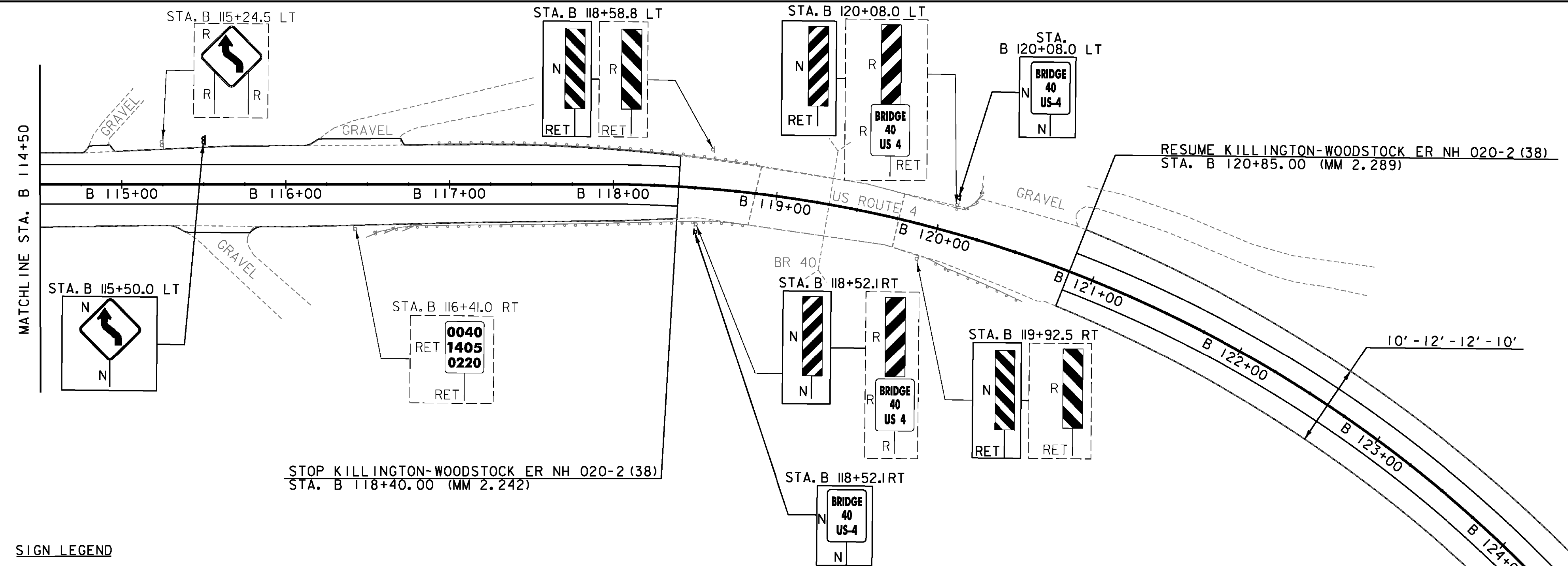
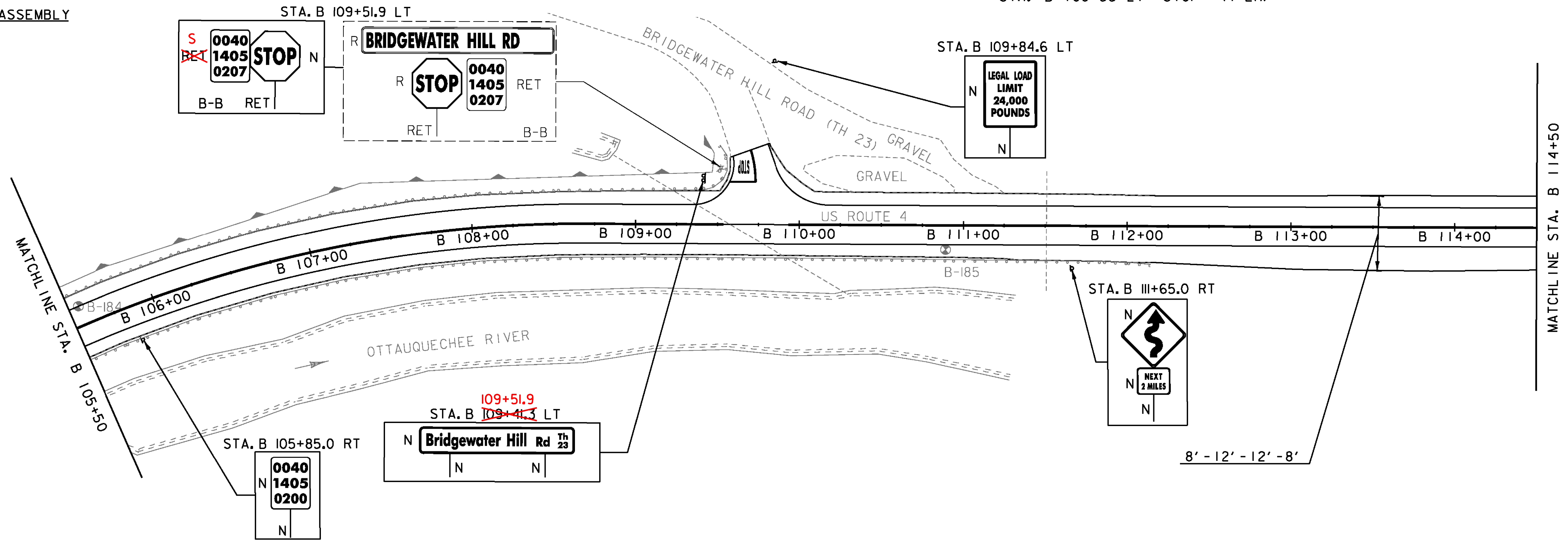
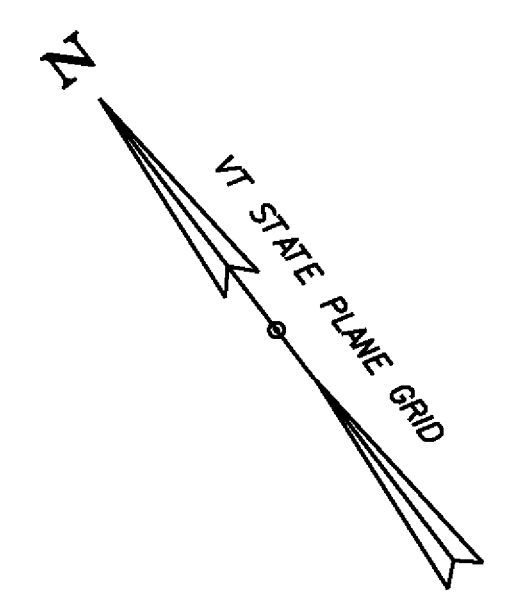
TEMPORARY 4 INCH YELLOW LINE, PAINT
DURABLE 4 INCH YELLOW LINE, (SEE OPTION ITEMS)
 (ALL LINES WILL INCLUDE CENTER LINE BREAKS FOR SIDE ROADS)

STA. B 105+50 - B 118+40 (SOLID LT & RT)
 STA. B 120+85 - B 124+50 (SOLID LT & RT)

TEMPORARY 24 INCH STOP BAR, PAINT
DURABLE 24 INCH STOP BAR, (SEE OPTION ITEMS)
 STA. B 109+55 LT

TEMPORARY LETTER OR SYMBOL, PAINT
DURABLE LETTER OR SYMBOL, (SEE OPTION ITEMS)
 STA. B 109+55 LT "STOP" (4 EA)

REMOVING SIGNS
 AS SHOWN - 9



SIGN LEGEND

R = REMOVE
 R&S = REMOVE AND SALVAGE
 RET = RETAIN
 S = SALVAGED
 N = NEW
 B-B = BACK TO BACK
 --- = EXISTING
 — = NEW

PROJECT NAME: KILLINGTON-WOODSTOCK
 PROJECT NUMBER: ER NH 020-2(38)

FILE NAME: z13b192bdr.dgn
 PROJECT LEADER: E. ATKINS
 DESIGNED BY: T. BIGELOW/S. MUSTO
 PLAN SHEET II

PLOT DATE: 3/7/2016
 DRAWN BY: I. KHALID
 CHECKED BY: ATKINS/SOBEL
 SHEET 38 OF 146

NOT TO SCALE