

**MILLED RUMBLE STRIPS (CENTERLINE)**  
 STA. B 68+50 - B 69+80  
 STA. B 70+20 - B 83+80  
 STA. B 84+20 - B 84+65

**STEEL BEAM GUARDRAIL, GALVANIZED**  
 STA. B 81+18.0 LT - B 81+30.5 LT  
 STA. B 82+15.9 LT - B 82+40.9 LT

**REMOVAL AND DISPOSAL OF GUARDRAIL**  
 STA. B 81+18.0 LT - B 81+30.5 LT  
 STA. B 82+15.9 LT - B 82+40.9 LT

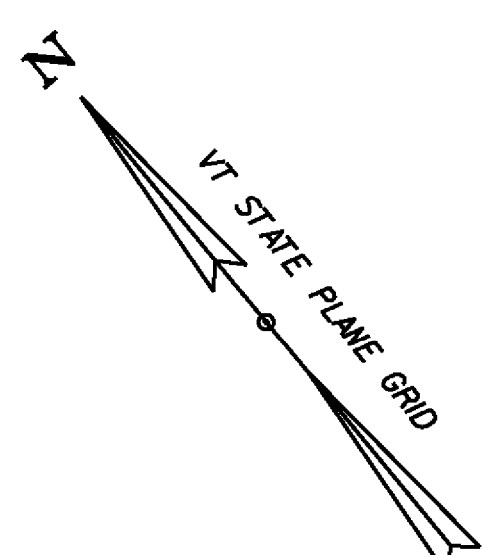
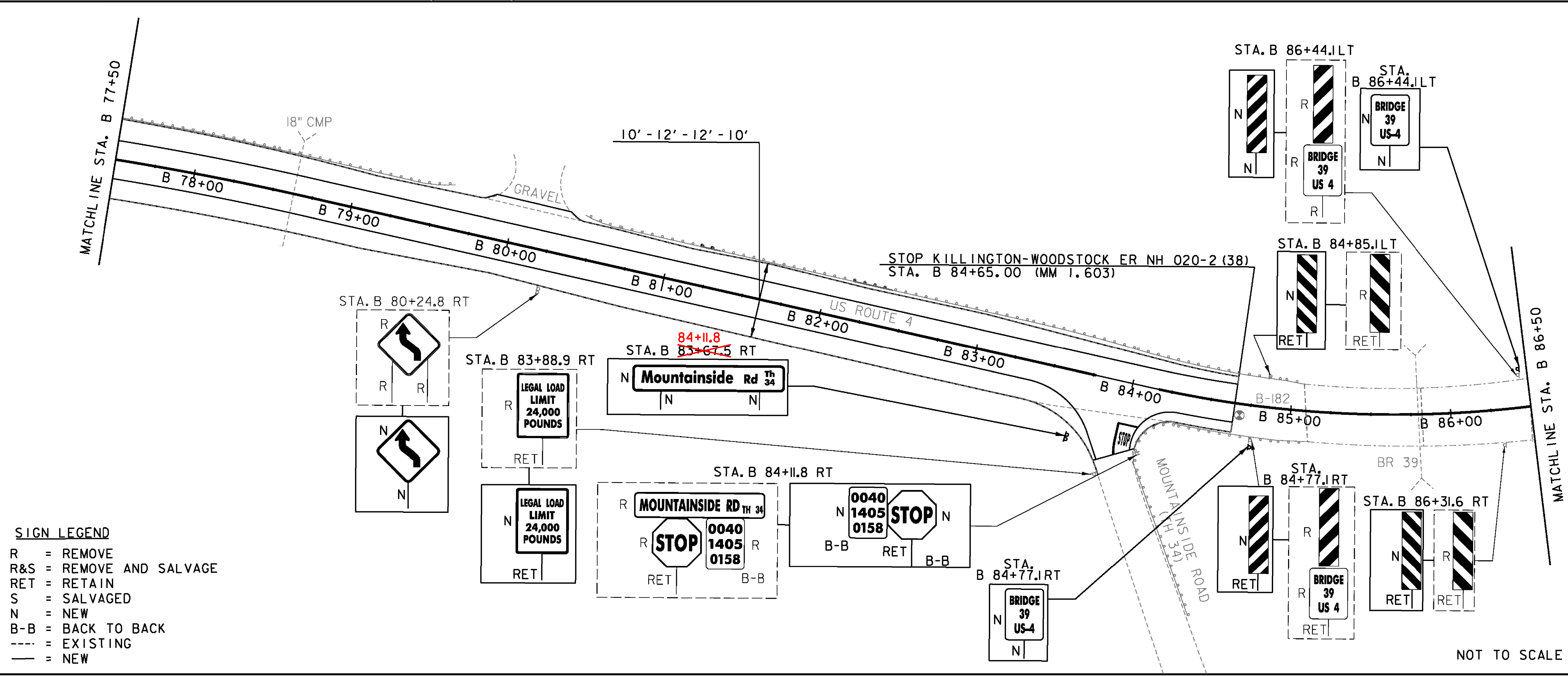
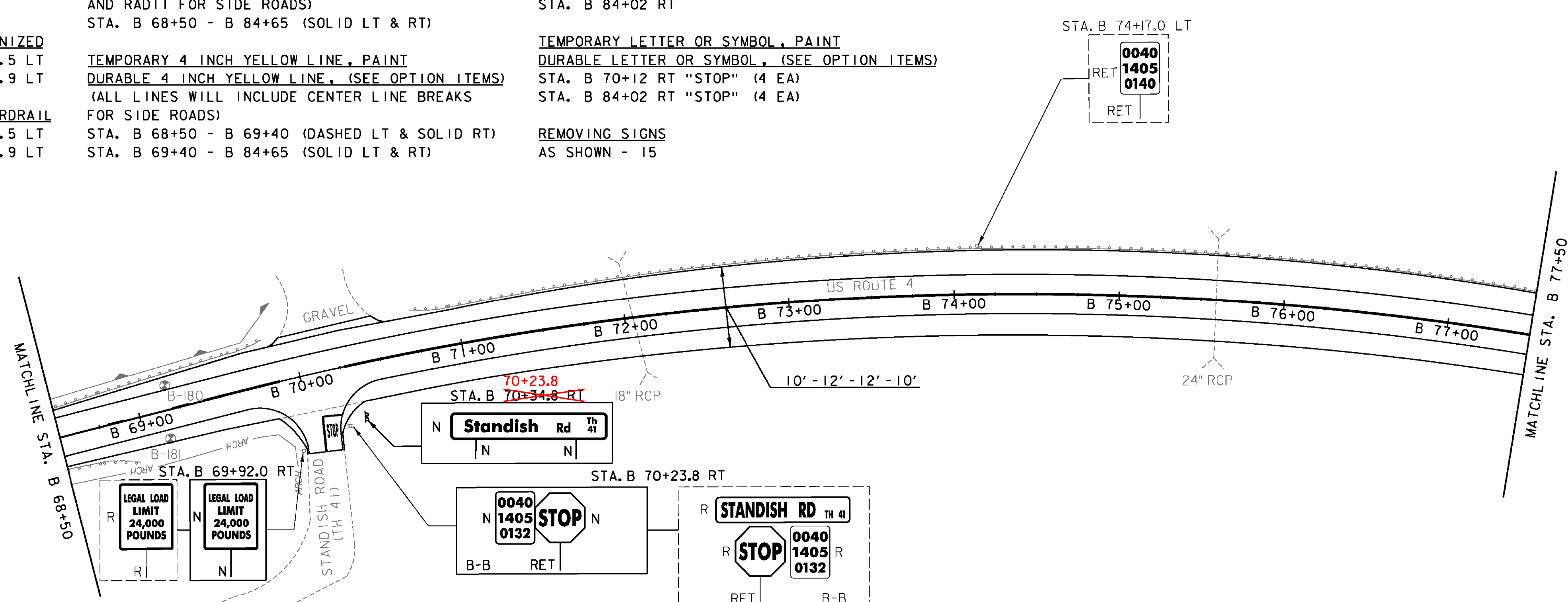
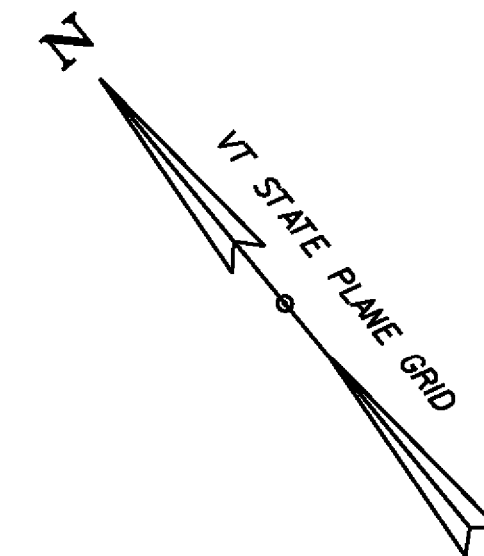
**TEMPORARY 4 INCH WHITE LINE, PAINT**  
**DURABLE 4 INCH WHITE LINE, (SEE OPTION ITEMS)**  
 (ALL LINES WILL INCLUDE EDGE LINE BREAKS  
 AND RADII FOR SIDE ROADS)  
 STA. B 68+50 - B 84+65 (SOLID LT & RT)

**TEMPORARY 4 INCH YELLOW LINE, PAINT**  
**DURABLE 4 INCH YELLOW LINE, (SEE OPTION ITEMS)**  
 (ALL LINES WILL INCLUDE CENTER LINE BREAKS  
 FOR SIDE ROADS)  
 STA. B 68+50 - B 69+40 (DASHED LT & SOLID RT)  
 STA. B 69+40 - B 84+65 (SOLID LT & RT)

**TEMPORARY 24 INCH STOP BAR, PAINT**  
**DURABLE 24 INCH STOP BAR, (SEE OPTION ITEMS)**  
 STA. B 70+12 RT  
 STA. B 84+02 RT

**TEMPORARY LETTER OR SYMBOL, PAINT**  
**DURABLE LETTER OR SYMBOL, (SEE OPTION ITEMS)**  
 STA. B 70+12 RT "STOP" (4 EA)  
 STA. B 84+02 RT "STOP" (4 EA)

**REMOVING SIGNS**  
 AS SHOWN - 15



**SIGN LEGEND**  
 R = REMOVE  
 R&S = REMOVE AND SALVAGE  
 RET = RETAIN  
 S = SALVAGED  
 N = NEW  
 B-B = BACK TO BACK  
 --- = EXISTING  
 — = NEW

PROJECT NAME: KILLINGTON-WOODSTOCK  
 PROJECT NUMBER: ER NH 020-2(38)  
 FILE NAME: z13bi92bdr.dgn  
 PROJECT LEADER: E. ATKINS  
 DESIGNED BY: T. BIGELOW/S. MUSTO  
 PLAN SHEET 9  
 PLOT DATE: 3/7/2016  
 DRAWN BY: I. KHALID  
 CHECKED BY: ATKINS/SOBEL  
 SHEET 36 OF 146

NOT TO SCALE