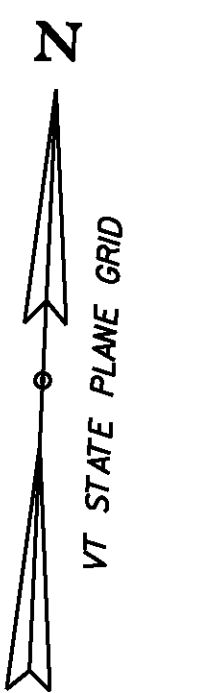
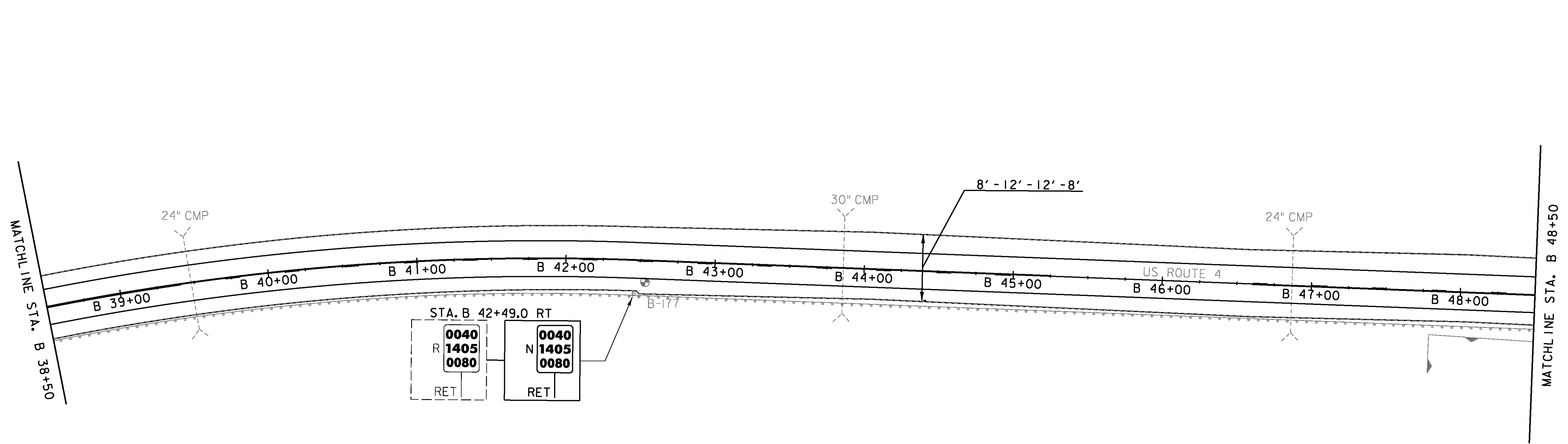
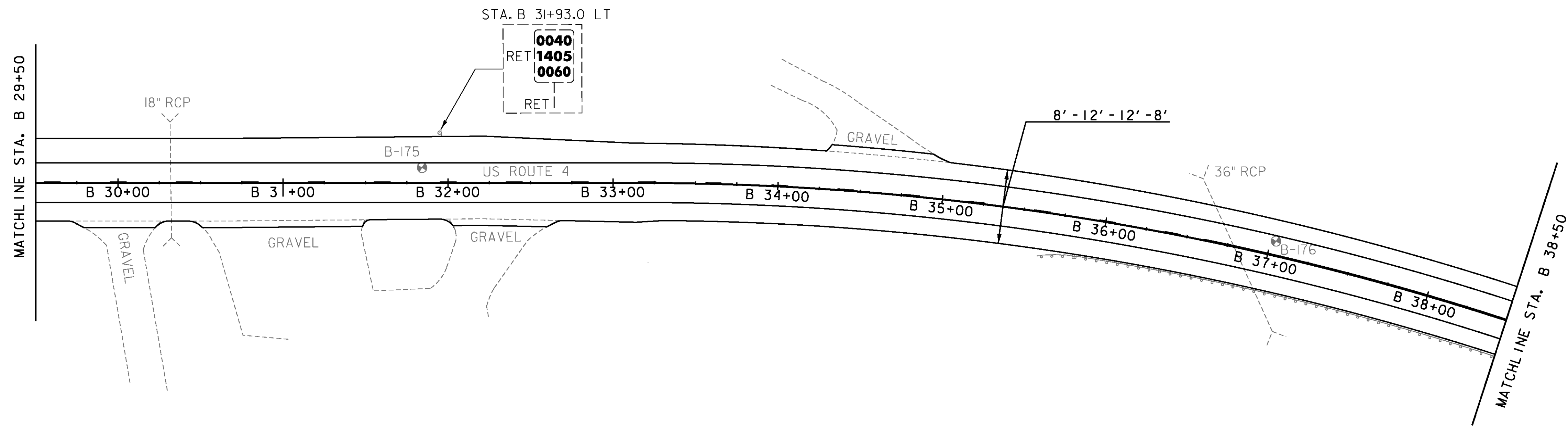
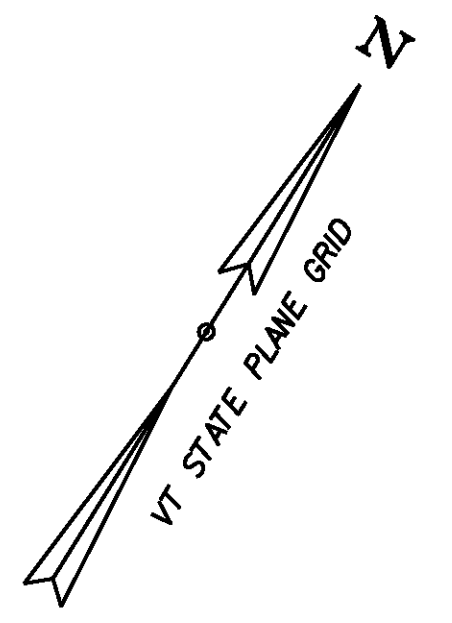


MILLED RUMBLE STRIPS (CENTERLINE)  
STA. B 29+50 - B 48+50

TEMPORARY 4 INCH WHITE LINE, PAINT  
DURABLE 4 INCH WHITE LINE, (SEE OPTION ITEMS)  
(ALL LINES WILL INCLUDE EDGE LINE BREAKS  
AND RADI FOR SIDE ROADS)  
STA. B 29+50 - B 48+50 (SOLID LT & RT)

TEMPORARY 4 INCH YELLOW LINE, PAINT  
DURABLE 4 INCH YELLOW LINE, (SEE OPTION ITEMS)  
(ALL LINES WILL INCLUDE CENTER LINE BREAKS  
FOR SIDE ROADS)  
STA. B 29+50 - B 36+60 (DASHED LT & SOLID RT)  
STA. B 36+60 - B 39+31 (SOLID LT & RT)  
STA. B 39+31 - B 45+25 (SOLID LT & DASHED RT)  
STA. B 45+25 - B 46+61 (DASHED)  
STA. B 46+61 - B 48+50 (DASHED LT & SOLID RT)

REMOVING SIGNS  
AS SHOWN - 1



**SIGN LEGEND**  
R = REMOVE  
R&S = REMOVE AND SALVAGE  
RET = RETAIN  
S = SALVAGED  
N = NEW  
B-B = BACK TO BACK  
--- = EXISTING  
— = NEW

PROJECT NAME:	KILLINGTON-WOODSTOCK
PROJECT NUMBER:	ER NH 020-2(38)
FILE NAME:	z13bi92bdr.dgn
PROJECT LEADER:	E. ATKINS
DESIGNED BY:	T. BIGELOW/S. MUSTO
PLAN SHEET 7	
PLOT DATE:	3/7/2016
DRAWN BY:	I. KHALID
CHECKED BY:	ATKINS/SOBEL
SHEET	34 OF 146

NOT TO SCALE