

MILLED RUMBLE STRIPS (CENTERLINE)
 STA. K 424+50 - K 425+41
 STA. K 425+81 - K 432+54
 STA. K 432+94 - K 435+61
 STA. K 436+01 - K 439+50

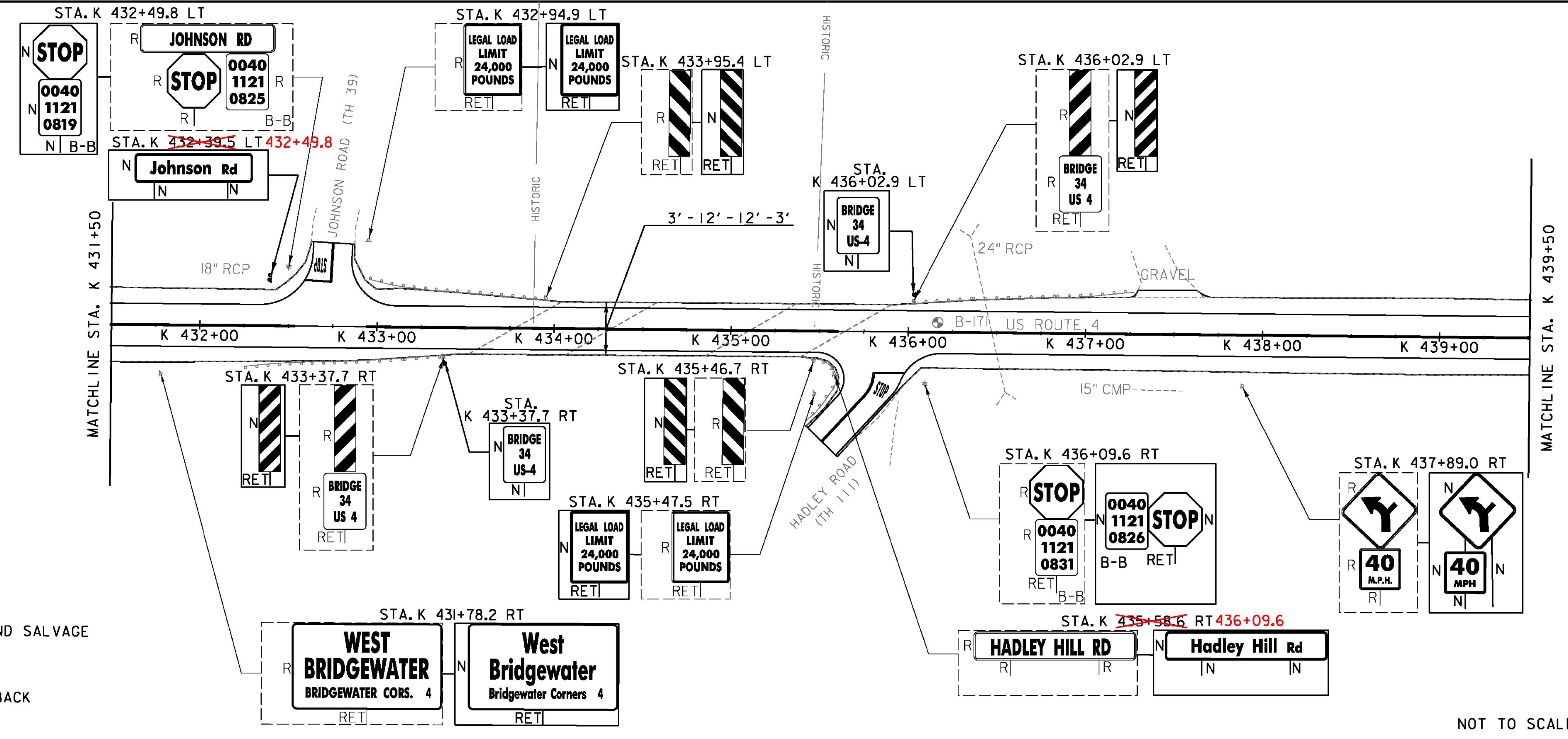
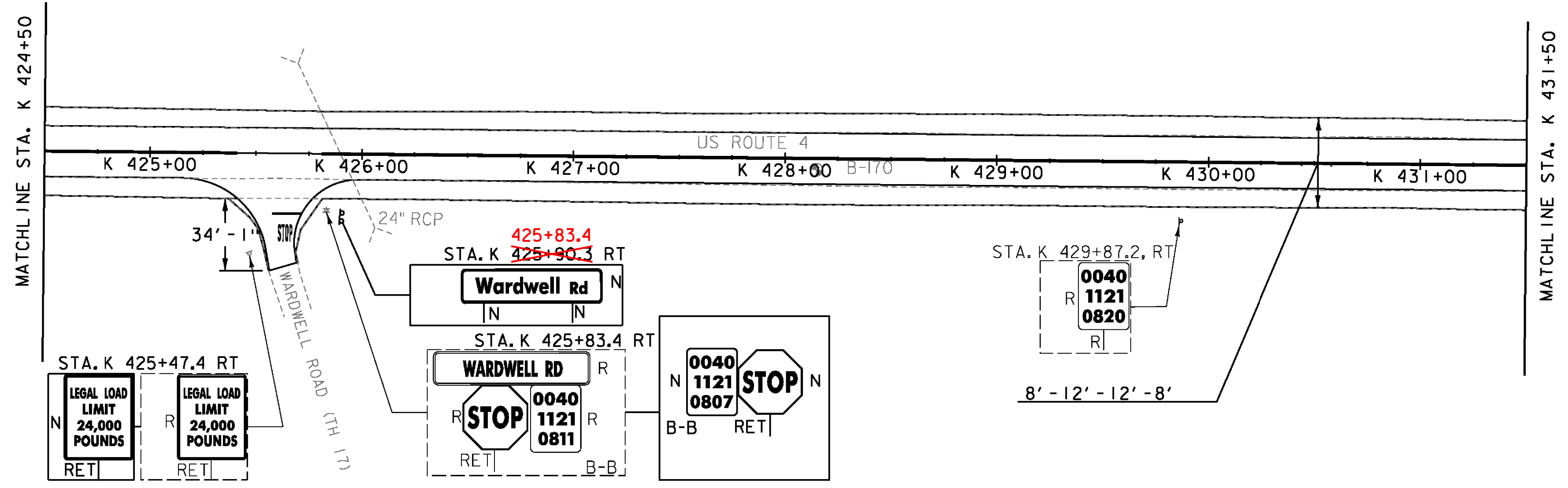
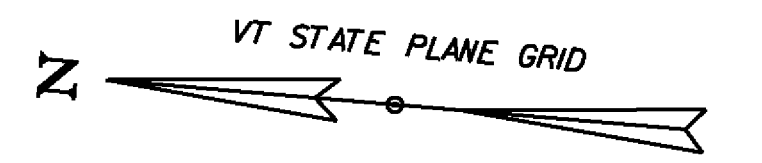
TEMPORARY 4 INCH WHITE LINE, PAINT
DURABLE 4 INCH WHITE LINE, (SEE OPTION ITEMS)
 (ALL LINES WILL INCLUDE EDGE LINE BREAKS AND RADII FOR SIDE ROADS)
 STA. K 424+50 - K 439+50 (SOLID LT & RT)

TEMPORARY 4 INCH YELLOW LINE, PAINT
DURABLE 4 INCH YELLOW LINE, (SEE OPTION ITEMS)
 (ALL LINES WILL INCLUDE CENTER LINE BREAKS FOR SIDE ROADS)
 STA. K 424+50 - K 439+50 (SOLID LT & RT)

TEMPORARY LETTER OR SYMBOL, PAINT
DURABLE LETTER OR SYMBOL, (SEE OPTION ITEMS)
 STA. K 425+64 RT "STOP" (4 EA)
 STA. K 432+67 LT "STOP" (4 EA)
 STA. K 435+85 RT "STOP" (4 EA)

TEMPORARY 24 INCH STOP BAR, PAINT
DURABLE 24 INCH STOP BAR, (SEE OPTION ITEMS)
 STA. K 425+64 RT
 STA. K 432+67 LT
 STA. K 435+89 RT

REMOVING SIGNS
 AS SHOWN - 22



SIGN LEGEND
 R = REMOVE
 R&S = REMOVE AND SALVAGE
 RET = RETAIN
 S = SALVAGED
 N = NEW
 B-B = BACK TO BACK
 --- = EXISTING
 — = NEW

PROJECT NAME: KILLINGTON-WOODSTOCK
 PROJECT NUMBER: ER NH 020-2(38)
 FILE NAME: z13b192bdr.dgn
 PROJECT LEADER: E. ATKINS
 DESIGNED BY: T. BIGELOW/S. MUSTO
 PLAN SHEET 3
 PLOT DATE: 3/7/2016
 DRAWN BY: I. KHALID
 CHECKED BY: ATKINS/SOBL
 SHEET 30 OF 146

NOT TO SCALE