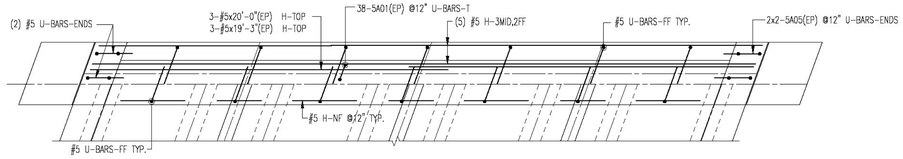

ABUTMENT 1 CLOSURE POUR TOP VIEW

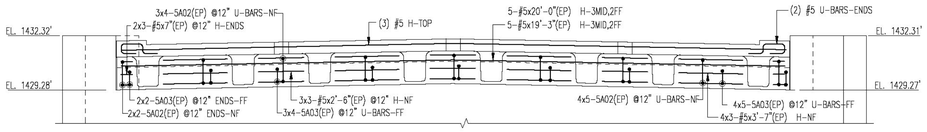

ABUTMENT 1 CLOSURE POUR ELEVATION

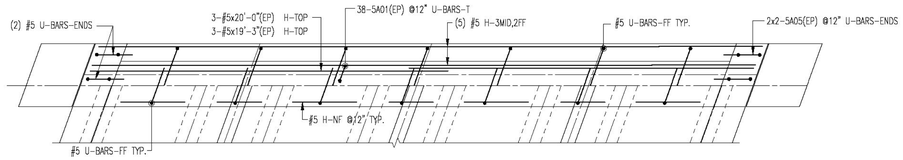

ABUTMENT 2 CLOSURE POUR TOP VIEW

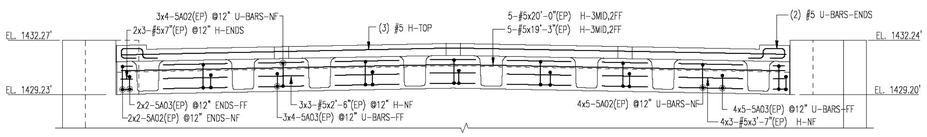

ABUTMENT 2 CLOSURE POUR ELEVATION

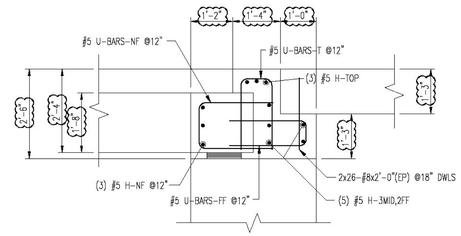

ABUTMENT CLOSURE POUR SECTION

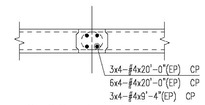

DECK CLOSURE POUR REINF.

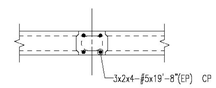

APPROACH SLAB CLOSURE POUR

Drawing Sheet : R01																		BAR LIST
Bar Mark	Qty	Size	Total Length	Type	'A'	'B'	'C'	'D'	'E'	'F'	'G'	'H'	'J'	'K'	'O'	'R'
5A01	76	#5	4'-11"	17		2'-0"	11"	2'-0"								
5A02	72	#5	5'-4"	17		2'-1"	1'-4"	2'-1"								
5A03	72	#5	5'-1"	17		2'-2"	9"	2'-2"								
5A05	8	#5	4'-1"	H68		10"	7"	1'-3"	7"	10"					2'-K"	

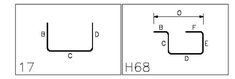

ALL MATERIAL ON THIS DRAWING NOTED AS "EP" SHAL BE ASTM A1055 GR60 "DUAL COATED"

PLACING DRAWING APPROVAL AUTHORITY: VERIFICATION OF DIMENSIONS, DETAILS, ETC ARE REQUESTED WHERE INDICATED. IF EACH VERIFICATION IS NOT NOTED OTHERWISE, IT WILL BE ASSUMED TO BE CORRECT AS SHOWN.

ENG. AND ARCH. PLEASE VERIFY ALL CLOUDED AREAS

LAP CHART-U.N.O.

#11		
#10		
#9		
#8		
#7		
#6		
#5	26"	26"
#4		
#3		
SIZE	TOP BARS ★	OTHER BARS

★ - Top bars are horiz. bars with more than 12" of concrete cast below the bars.

No.	Description	Date	By
0	APPROVAL PRINT	01/11/16	CPS

Revisions and Issue Record

The full intent and purpose of this drawing is the placing of reinforcing steel bars ONLY. It is NOT to be used as a means of communication between the Architect, Engineer, Contractor or any other Sub-trades.

THIS DRAWING IS NOT TO BE SCALED.

HarrisRebar Barker Steel — National Strength. Local Service.

DETAILED AT:
CANAAN
NEW HAMPSHIRE

Project: WESTON BF 013-2(13)
WESTON VT 05161

Drawing: CLOSURE POURS
REINFORCEMENT

Customer: THE BELDON CO.

Engineer: VHB

Refer to Release:

Date	Drawn	Chkd.	JOB No.	Dwg. No.
01/10/16	CPS		33505888	R01

C:\Users\csample\Desktop\HOME JOBS\33505888\Placing Drawings\DWGs\R01.dwg