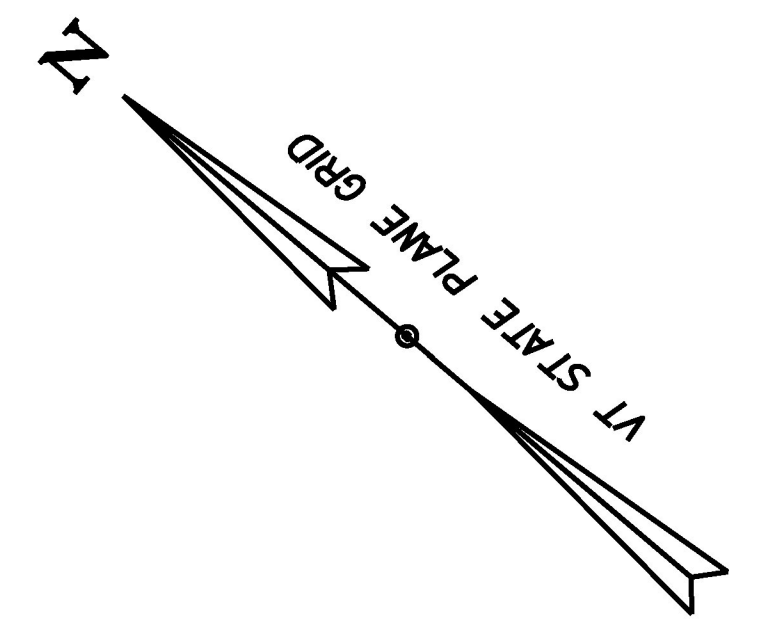


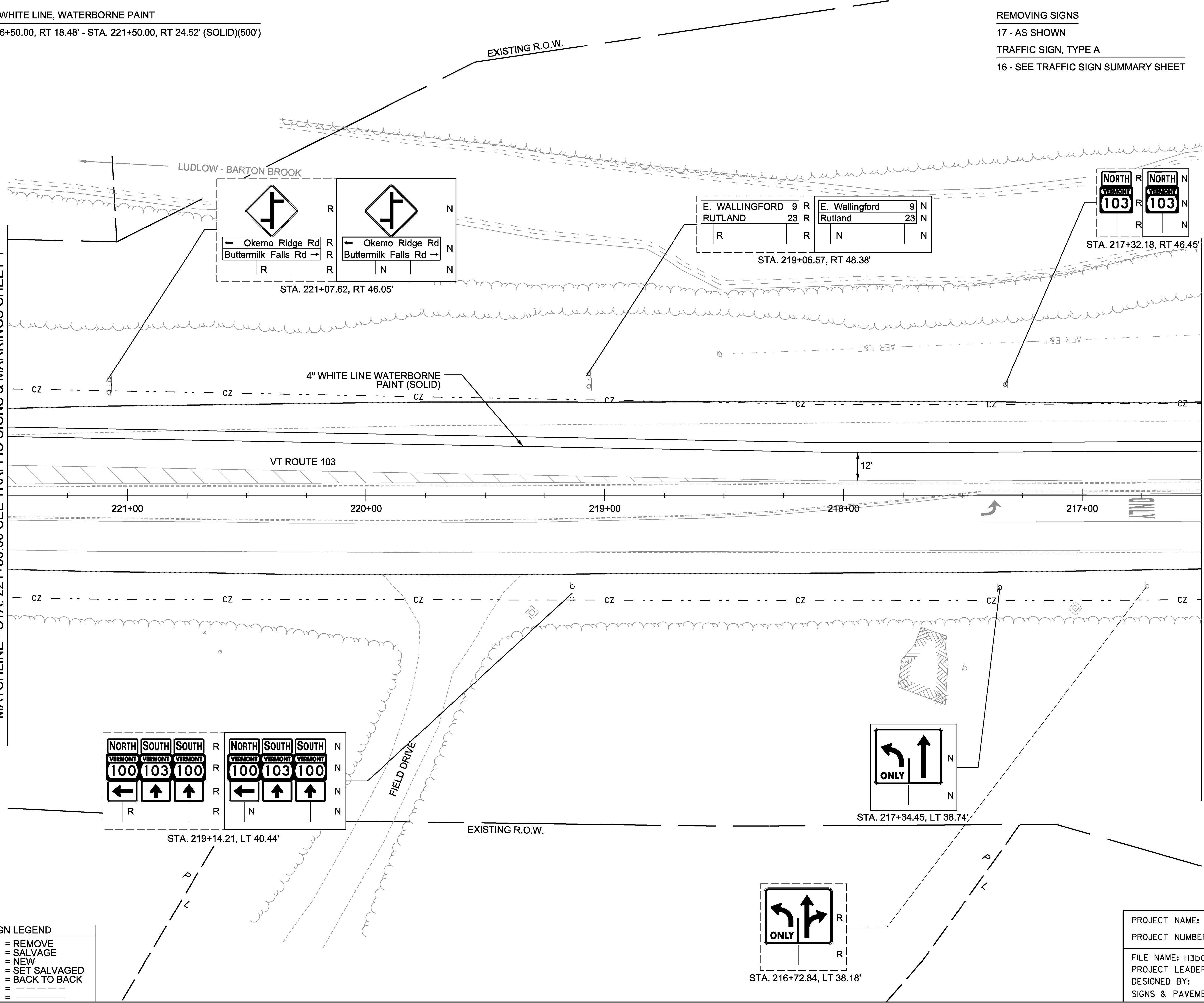
4 INCH WHITE LINE, WATERBORNE PAINT
 STA. 216+50.00, RT 18.48' - STA. 221+50.00, RT 24.52' (SOLID)(500')

REMOVING SIGNS
 17 - AS SHOWN
 TRAFFIC SIGN, TYPE A
 16 - SEE TRAFFIC SIGN SUMMARY SHEET



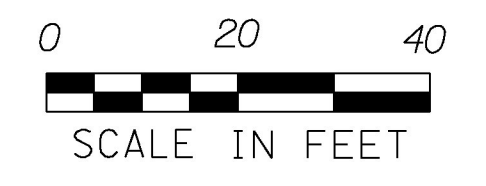
MATCHLINE - STA. 221+50.00 SEE TRAFFIC SIGNS & MARKINGS SHEET 1

MATCHLINE - STA. 216+50.00 SEE TRAFFIC SIGNS & MARKINGS SHEET 3



SIGN LEGEND

R	= REMOVE
S	= SALVAGE
N	= NEW
SS	= SET SALVAGED
B-B	= BACK TO BACK
EXISTING	=
NEW	=



PROJECT NAME: LUDLOW
 PROJECT NUMBER: HES SGNL(44)
 FILE NAME: t13b020.tsl.dgn
 PROJECT LEADER: P. COBURN
 DESIGNED BY: M. BOGACZYK
 SIGNS & PAVEMENT MARKINGS SHEET 2

PLOT DATE: 4/19/2017
 DRAWN BY: M. BOGACZYK
 CHECKED BY: P. COBURN
 SHEET 29 OF 43