

# EAST COAST SIGNALS APPROVED FPR SUBMITTAL 8-1-16 MSF

STR-LWY-4M-HT-IP-02-06

## Product Specifications

### CONSTRUCTION & MATERIALS

- Housing is all aluminum construction
- Terminal block for power input suitable for #2-#14 AWG wire
- Luminaire is designed to mount on a 2" (51mm) IP, 2.375" (60mm) O.D. horizontal tenon or 1.25" (32mm) IP, 1.66" (42mm) O.D. horizontal tenon when ordered with XA-XIL125IP accessory kit and is adjustable +/-5" to allow for luminaire leveling (two axis T-level included). Horizontal tenon must be minimum 8" (203mm) long
- Exclusive Colorfast DeltaGuard® finish features an E-Coat epoxy primer with an ultra-durable powder topcoat, providing excellent resistance to corrosion, ultraviolet degradation and abrasion. Standard is silver. Bronze, black, white, and platinum bronze are also available

### ELECTRICAL SYSTEM

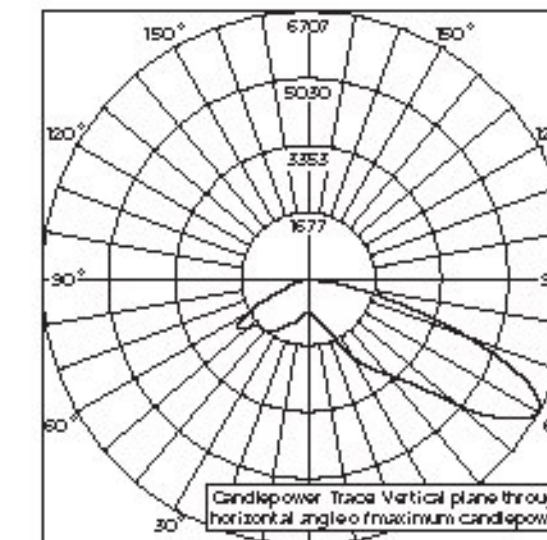
- Input Voltage:** 120-277V or 347-480V, 50/60Hz, Class 1 drivers
- Power Factor:** > 0.9 at full load
- Total Harmonic Distortion:** < 20% at full load
- Quick disconnect harness suitable for mate and break under load provided on power feed to driver for ease of maintenance
- Integral 10kV surge suppression protection standard
- To address inrush current, slow blow fuse or type C/D breaker should be used

### REGULATORY & VOLUNTARY QUALIFICATIONS

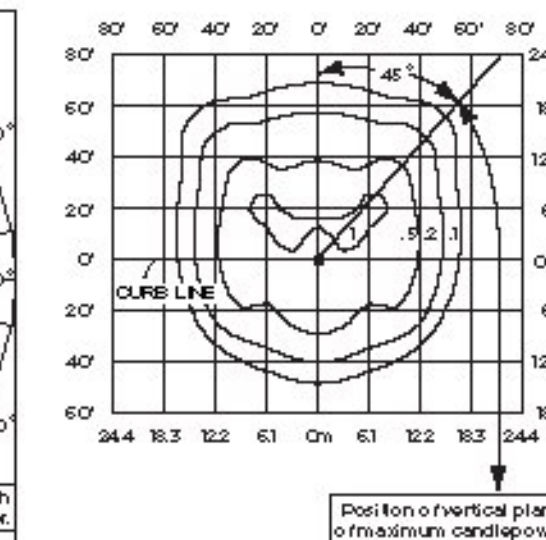
- cULus Listed
- Suitable for wet locations
- Enclosure rated IP66 per IEC 60529 when ordered without R or ML options
- Consult factory for CE Certified products
- Meets CALTrans 611 Vibration testing and GR-63-CORE Section 4.41/5.4.2 Earthquake Zone 4
- Certified to ANSI C136.31-2001, 3G bridge and overpass vibration standards
- 10kV surge suppression protection tested in accordance with IEEE/ANSI C62.41.2
- Luminaire and finish are endurance tested to withstand 5,000 hours of elevated ambient salt fog as defined in ASTM Standard B 117
- Product qualified on the DesignLights Consortium ("DLC") Qualified Products List ("QPL") when ordered without full backlight control shield
- RoHS Compliant
- Meets Buy American requirements within ARRA

## Photometry

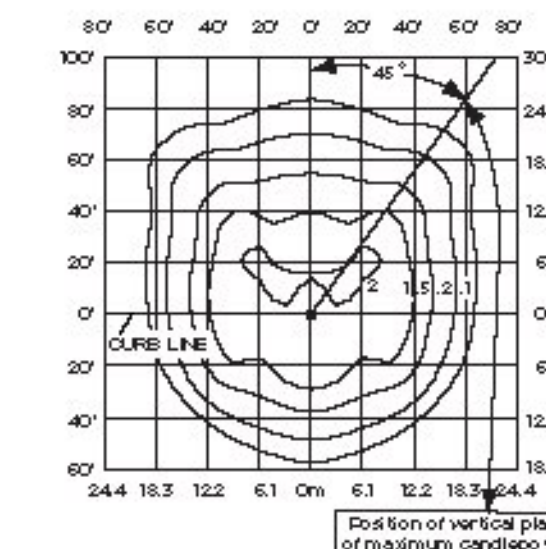
All published luminaire photometric testing performed to IESNA LM-79-08 standards by a NVLAP certified laboratory.



CESTL Test Report # 2013-0028  
STR-LWY-4M-\*\*-06-E-UL-700-40K  
Initial Delivered Lumens: 11,036



STR-LWY-4M-\*\*-03-E-UL-700  
Mounting Height: 25' (7.6m) A.F.G.  
Initial Delivered Lumens: 5,907  
Initial FC at grade



STR-LWY-4M-\*\*-06-E-UL-700  
Mounting Height: 25' (7.6m) A.F.G.  
Initial Delivered Lumens: 11,683  
Initial FC at grade

IES Files  
To obtain an IES file specific to your project consult:  
<http://www.cree.com/lighting/tools-and-support/exterior-ies-configuration-tool>

## Lumen Output, Electrical, and Lumen Maintenance Data

LED Count (x10)	Type IV Medium Distribution										50K Hours Projected Lumen Maintenance Factor @ 15°C (59°F)**		
	5700K		4000K		System Watts 120-277V	System Watts 347-480V	TOTAL CURRENT						
	Initial Delivered Lumens	BUG Ratings* Per TM-15-11	Initial Delivered Lumens	BUG Ratings* Per TM-15-11			120V	209V	240V	277V		347V	480V
<b>525mA @ 25°C (77°F)</b>											93%		
03	4,725	B2 U0 G1	4,550	B2 U0 G1	53	55	0.45	0.26	0.23	0.21		0.16	0.13
04	6,313	B2 U0 G1	6,079	B2 U0 G1	66	71	0.56	0.33	0.29	0.26		0.21	0.16
05	7,839	B2 U0 G2	7,549	B2 U0 G2	86	87	0.72	0.42	0.37	0.33		0.25	0.19
06	9,346	B2 U0 G2	9,000	B2 U0 G2	100	103	0.84	0.49	0.43	0.38		0.30	0.22
<b>700mA @ 25°C (77°F)</b>												91%	
02	3,977	B1 U0 G1	3,830	B1 U0 G1	47	51	0.39	0.23	0.21	0.19	0.15		0.12
03	5,907	B2 U0 G1	5,688	B2 U0 G1	70	73	0.59	0.34	0.30	0.27	0.21		0.16
04	7,891	B2 U0 G2	7,598	B2 U0 G2	91	93	0.77	0.45	0.39	0.35	0.27		0.20
05	9,799	B2 U0 G2	9,436	B2 U0 G2	113	115	0.96	0.55	0.48	0.43	0.33		0.25
06	11,683	B3 U0 G2	11,250	B2 U0 G2	134	135	1.13	0.65	0.57	0.50	0.39		0.29

\* For more information on the IES BUG (Backlight-Uplight-Glare) Rating visit [www.iesna.org/PDF/Erratas/TM-15-11BugRatingsAddendum.pdf](http://www.iesna.org/PDF/Erratas/TM-15-11BugRatingsAddendum.pdf).  
\*\* For recommended lumen maintenance factor data see TD-13. Calculated L<sub>80</sub> based on 10,000 hours LM-80-08 testing; > 150,000 hours in accordance with guidelines describing "successors to previously tested subcomponents" (Section 5) per Sep 9, 2011 ENERGY STAR guidelines.  
See [http://www.energystar.gov/ia/partners/prod\\_development/new\\_spec/downloads/luminaires/ENERGY\\_STAR\\_Final\\_Lumen\\_Maintenance\\_Guidance.pdf](http://www.energystar.gov/ia/partners/prod_development/new_spec/downloads/luminaires/ENERGY_STAR_Final_Lumen_Maintenance_Guidance.pdf).

© 2013 Cree, Inc. All rights reserved. For informational purposes only. Content is subject to change. See [www.cree.com/patents](http://www.cree.com/patents) for patents that cover these products. Cree®, the Cree logo, LEDway®, BetaLED®, NanoOptic®, and Colorfast DeltaGuard® are registered trademarks, and the BetaLED Technology logo is a trademark of Cree, Inc.

[www.cree.com/lighting](http://www.cree.com/lighting)

T (800) 236-6800 F (262) 504-5415

