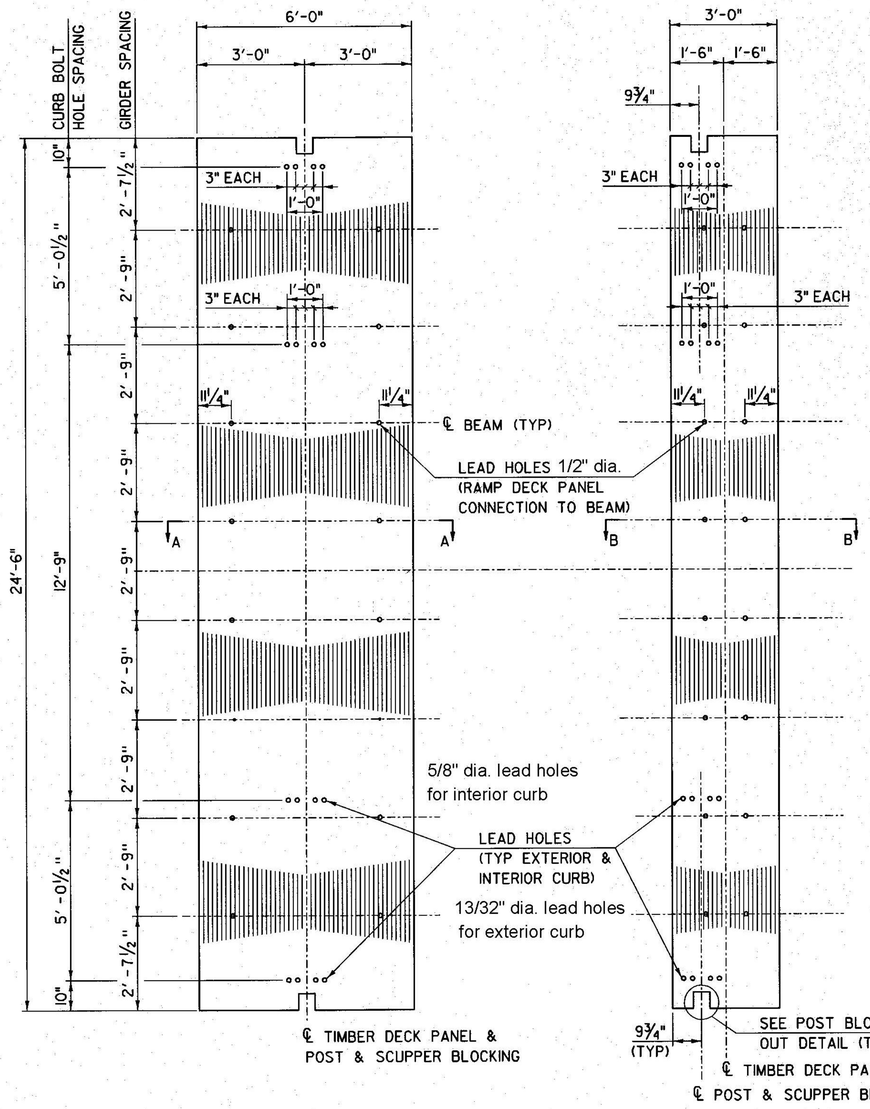

RAMP DECK
PANEL TYPE D - PLAN
SCALE: ½" = 1'-0"

RAMP DECK
PANEL TYPE E - PLAN
SCALE: ½" = 1'-0"

Vermont Agency of Transportation

RECEIVED
ON: July 17, 2014
and Checked for
CONFORMANCE
BY: Jennifer Fitch DATE: 8/8/2014

Expansion device hole layout shown on drawing 4.

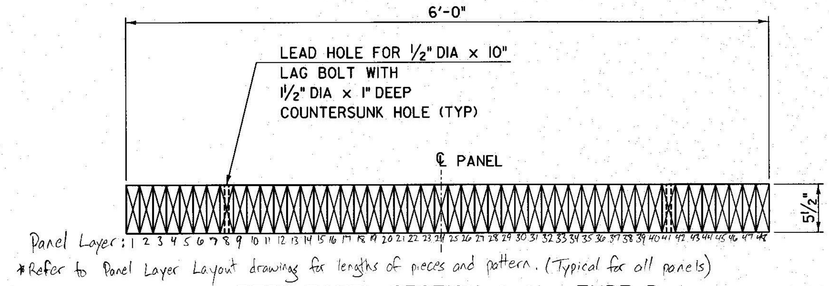

*Refer to Panel Layer Layout drawing for lengths of pieces and pattern. (Typical for all panels)

DECK PANEL SECTION A-A - TYPE D
SCALE: 1½" = 1'-0"

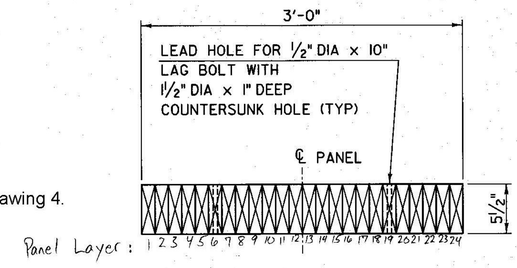

DECK PANEL SECTION B-B - TYPE E
SCALE: 1½" = 1'-0"

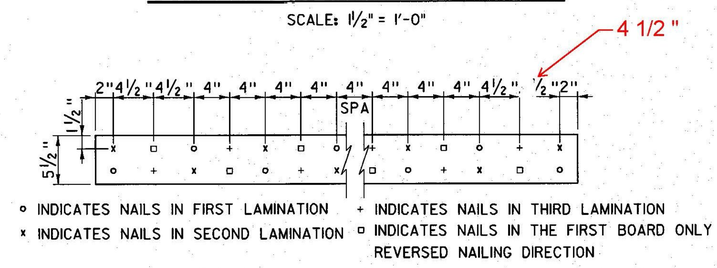

RAMP DECK PANEL - NAIL PATTERN
SCALE: 1½" = 1'-0"

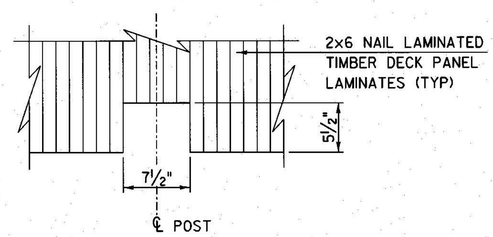

POST BLOCK OUT DETAIL
SCALE: 1½" = 1'-0"

T.Y. LIN INTERNATIONAL

THE STAMPED DOCUMENTS ARE HEREBY:

___ APPROVED
_X_ APPROVED AS NOTED
___ REVISE AND RESUBMIT

SEE TRANSMITTAL FOR ADDITIONAL INFORMATION AS APPLICABLE.

THIS REVIEW IS FOR GENERAL CONFORMANCE WITH DESIGN CONCEPT ONLY. ANY DEVIATION FROM THE PLANS OR SPECIFICATIONS NOT CLEARLY NOTED BY THE CONTRACTOR HAS NOT BEEN REVIEWED. REVIEW BY THE ENGINEER SHALL NOT RELIEVE THE CONTRACTOR OF THE CONTRACTUAL RESPONSIBILITY FOR ANY ERRORS OR DEVIATION FROM THE CONTRACT REQUIREMENTS.

Tim Poulin — REVIEWER
08/07/2014 — DATE

Deck Panel Layout Fabrication Drawings

PROJECT NAME: BROOKFIELD
PROJECT NUMBER: BRF FLBR(2)