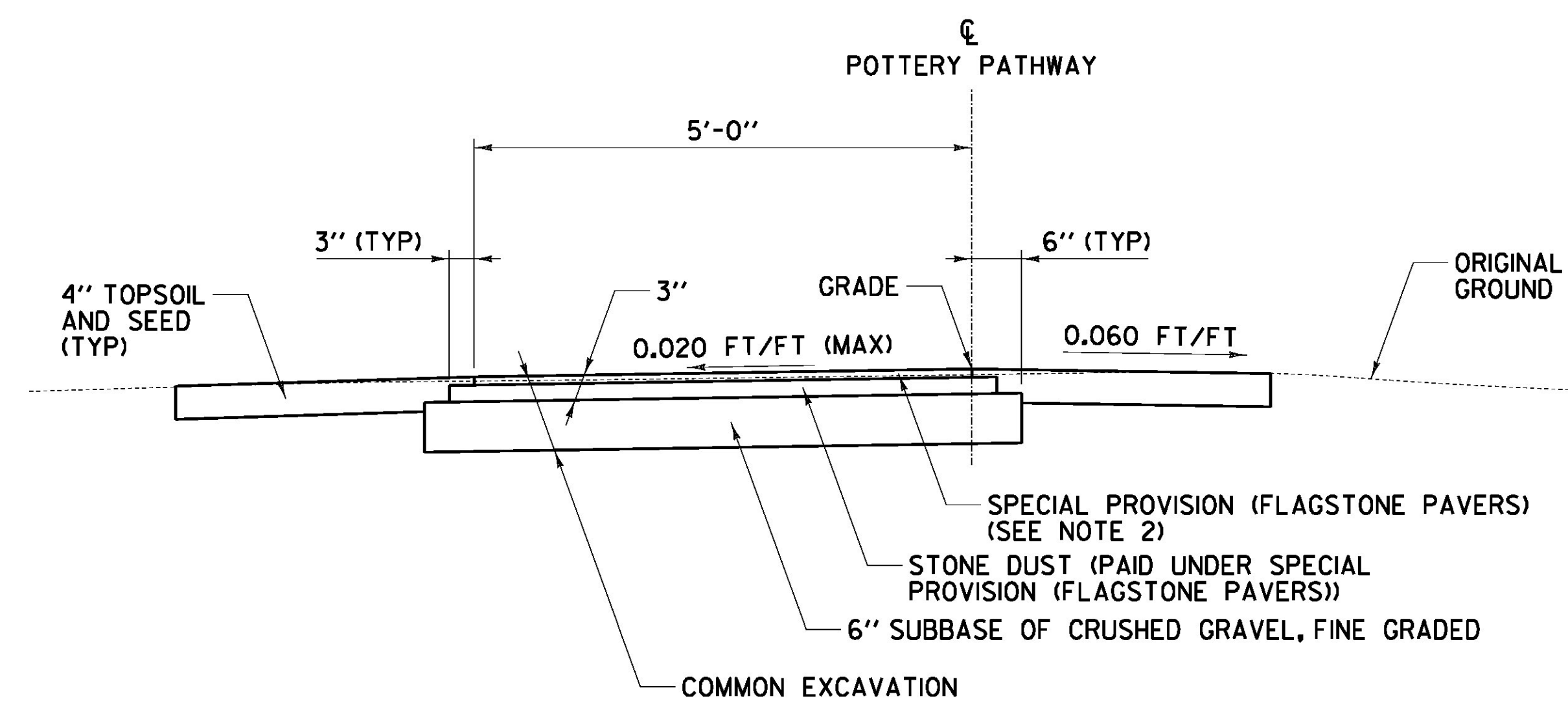


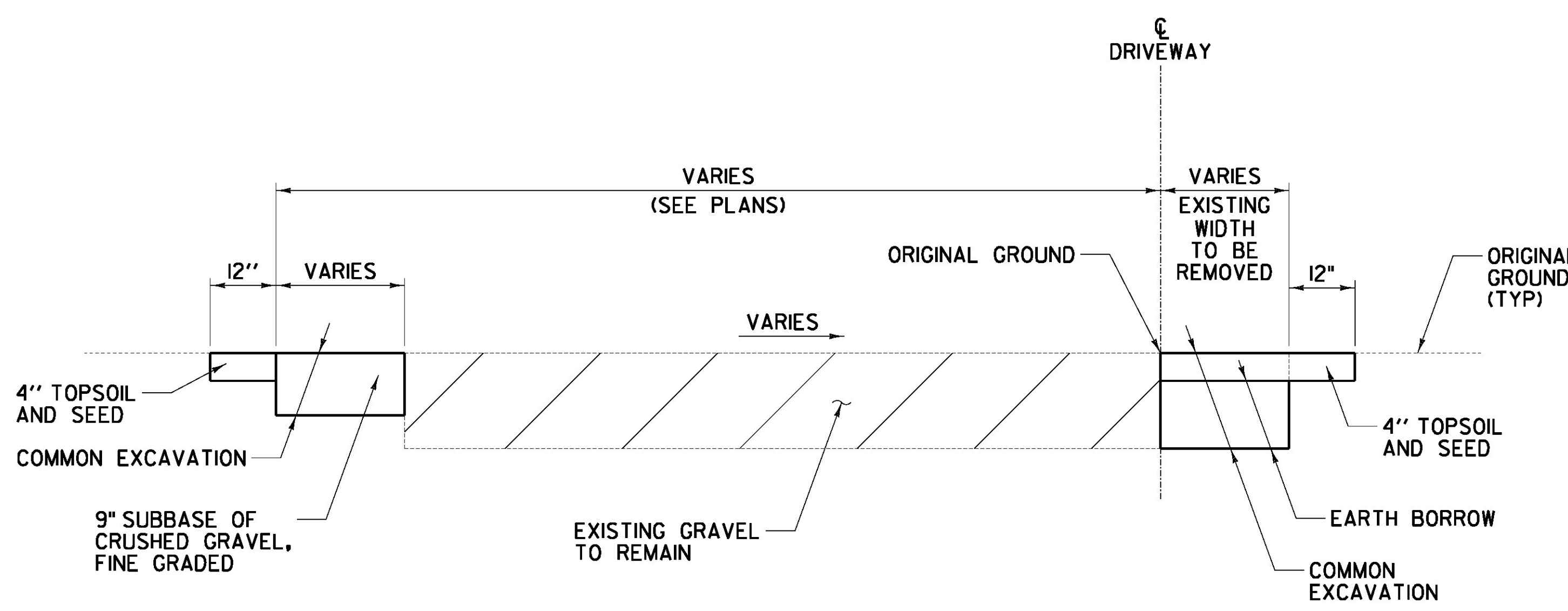
CHIMNEY POINT DRIVEWAY (RECONSTRUCTION) TYPICAL SECTION

STA CP 9+93.09+/- TO STA CP 13+00.00
 STA CP 18+25.00 TO STA CP 18+60.0+/-



POTTERY PATHWAY TYPICAL SECTION

STA M 1+00.00 TO STA M 1+30.54

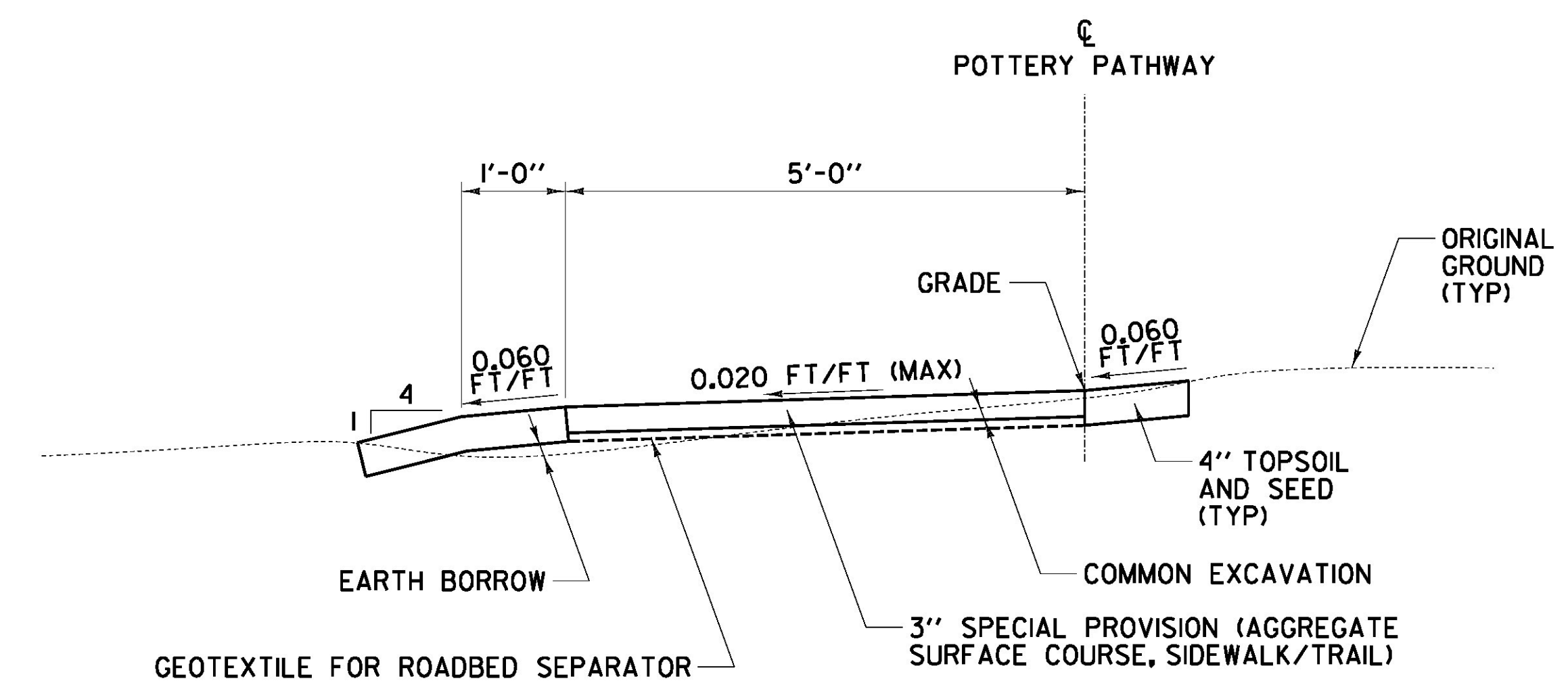


WIDENING

CHIMNEY POINT DRIVEWAY (RESHAPING) TYPICAL SECTION

REMOVAL

STA CP 13+00.00 TO STA CP 18+25.00



POTTERY PATHWAY TYPICAL SECTION

STA M 1+42.60 TO STA M 2+23.73

- NOTES:
- EMULSIFIED ASPHALT SHALL BE APPLIED ON ALL COLD PLANNED SURFACES AND ALL PAVEMENT SURFACES AT A RATE OF 0.080 GAL/SY AND BETWEEN ALL PAVEMENT COURSES AT A RATE OF 0.040 GAL/SY OR AS DIRECTED BY THE ENGINEER.
 - FLAGSTONE PATTERN AND STONE SHALL MATCH EXISTING FLAGSTONE PATH PATTERN AND STONE. PAYMENT FOR FLAGSTONE AND STONE DUST WILL BE MADE UNDER CONTRACT ITEM 900.675 SPECIAL PROVISION (FLAGSTONE PAVERS).

NOT TO SCALE

TYPICAL SECTION SHEET #2	PROJECT NAME: LAKE CHAMPLAIN SITE RESTORATION
	PROJECT NUMBER: STP 032-1(I18)
	FILE NAME: z12E008.typ_02.dgn
	PLOT DATE: 7/12/2012
PROJECT LEADER: D.E.G.	DRAWN BY: W.G.P.
DESIGNED BY: B.T.H.	CHECKED BY: D.E.G.
DWG. NO.: TS-2	SHEET 4 OF 100

FILE NAME = I:\A\2012\30\ACAD\DWG\STN\z12E008.typ_02.dgn
 DATE/TIME = 7/12/2012
 USER = 4666