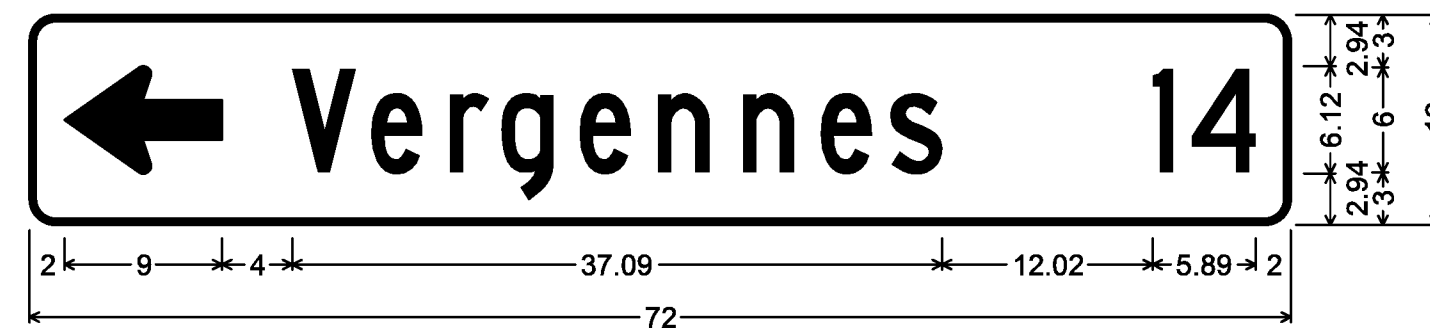
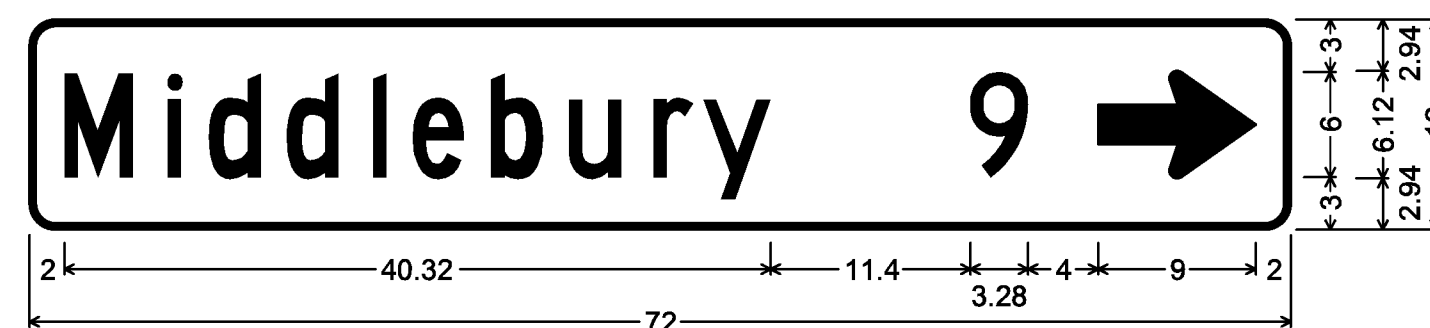


1.50" Radius, 0.38" Border, White on Green;  
Standard Arrow Custom 9.00" X 6.13" 180°; [Addison] C; [7] C;



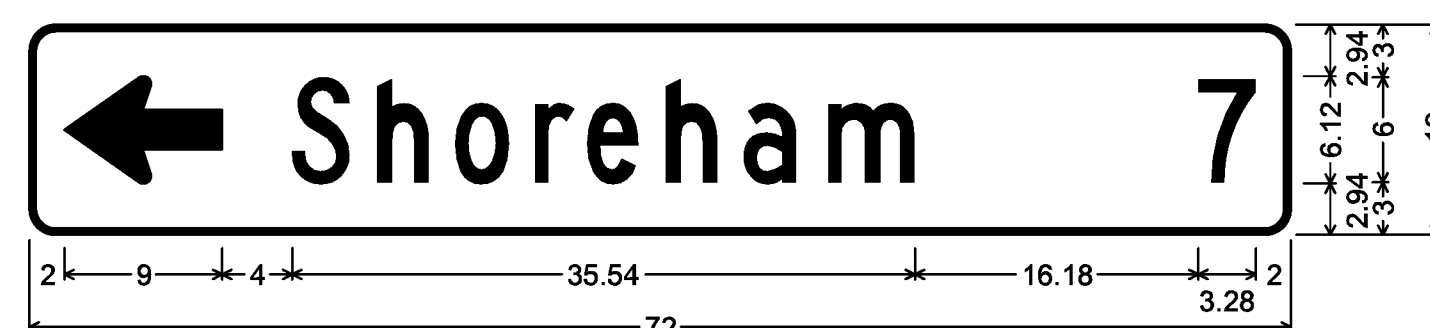
1.50" Radius, 0.38" Border, White on Green;  
Standard Arrow Custom 9.00" X 6.13" 180°; [Vergennes] C; [14] C;



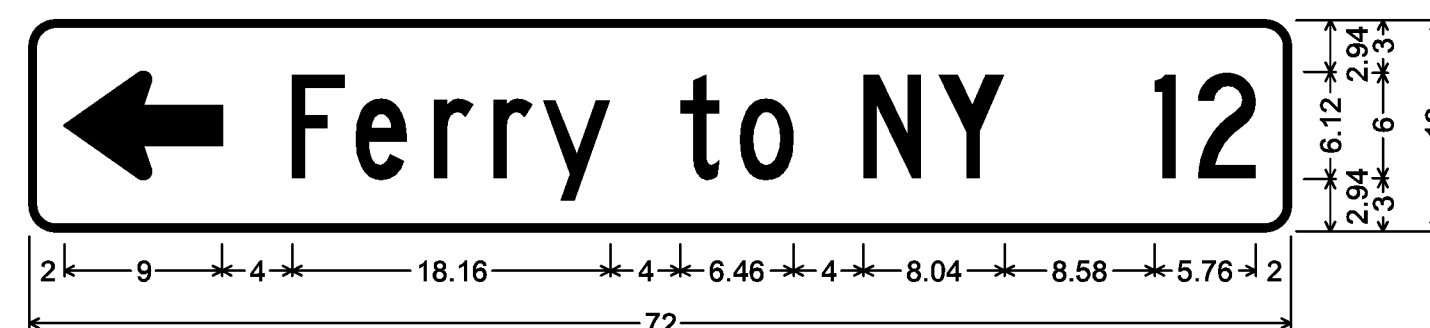
1.50" Radius, 0.38" Border, White on Green;  
[Middlebury] C; [9] C; Standard Arrow Custom 9.00" X 6.13" 0°;



1.50" Radius, 0.38" Border, White on Green;  
[Fair Haven] C; [29] C; Standard Arrow Custom 9.00" X 6.13" 0°;



1.50" Radius, 0.38" Border, White on Green;  
Standard Arrow Custom 9.00" X 6.13" 180°; [Shoreham] C; [7] C;



1.50" Radius, 0.38" Border, White on Green;  
Standard Arrow Custom 9.00" X 6.13" 180°; [Ferry to NY] C; [12] C;



1.50" Radius, 0.38" Border, White on Green;  
Standard Arrow Custom 9.00" X 6.13" 180°; [Fair Haven] C; [28] C;

ALL SIGNS IN THIS SECTION ARE SIGN CODE VDI-1a

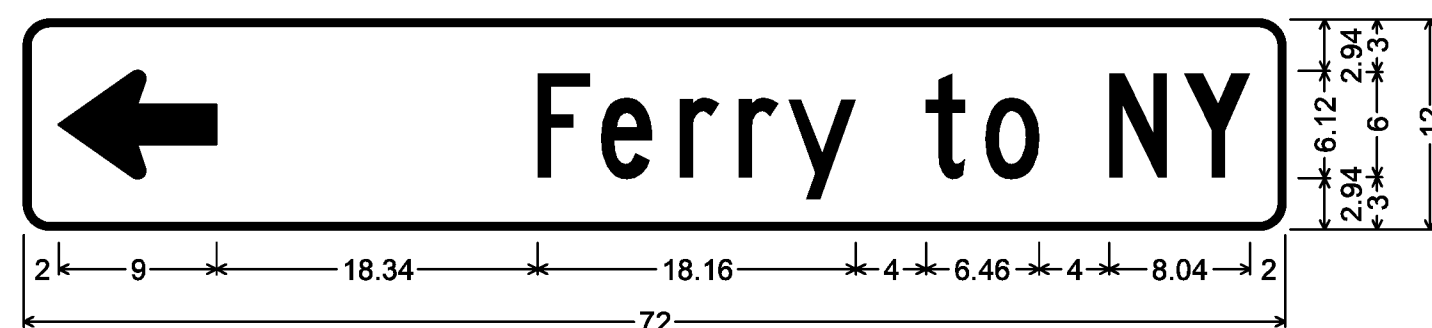


1.50" Radius, 0.38" Border, White on Green;  
[Bridge to NY] C; [8] C; Standard Arrow Custom 9.00" X 6.13" 0°;


ALL SIGNS IN THIS SECTION ARE SIGN CODE VDI-1




1.50" Radius, 0.38" Border, White on Green;  
[Ferry to NY] C; Standard Arrow Custom 9.00" X 6.13" 0°;



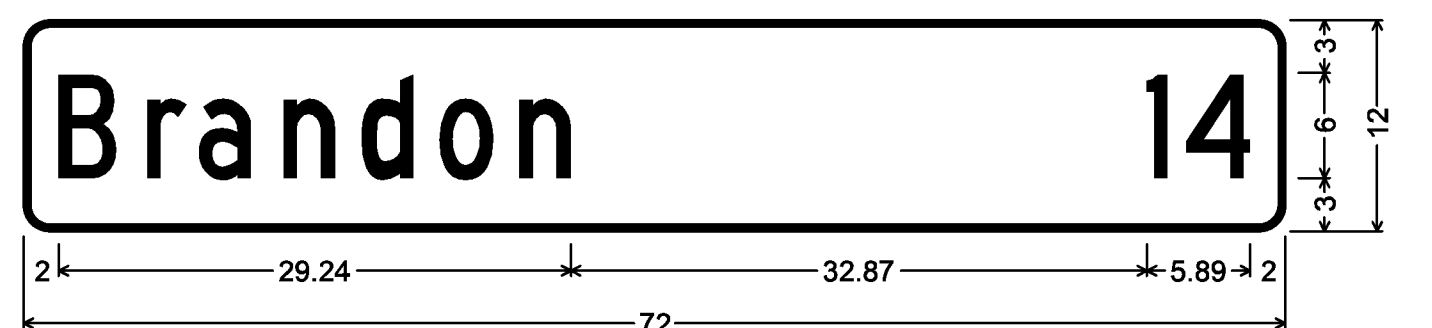
1.50" Radius, 0.38" Border, White on Green;  
Standard Arrow Custom 9.00" X 6.13" 180°; [Ferry to NY] C;



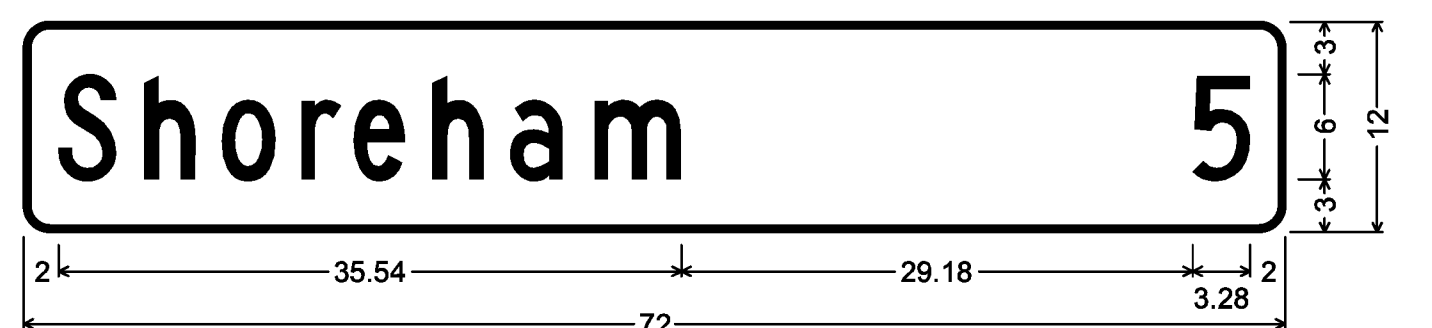
1.50" Radius, 0.38" Border, White on Green;  
Standard Arrow Custom 9.00" X 6.13" 90°; [Ticonderoga NY] C 80% spacing;



1.50" Radius, 0.38" Border, White on Green;  
[Orwell] C;

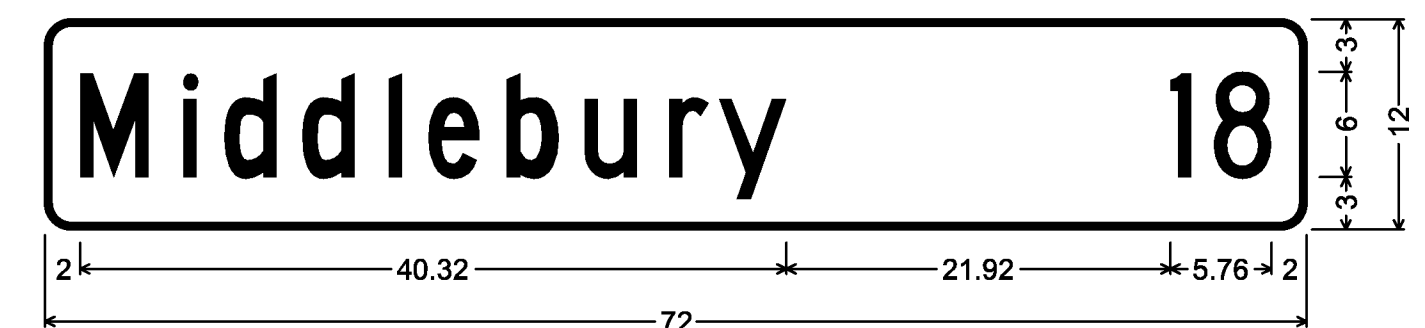


1.50" Radius, 0.38" Border, White on Green;  
[Brandon] C; [14] C;

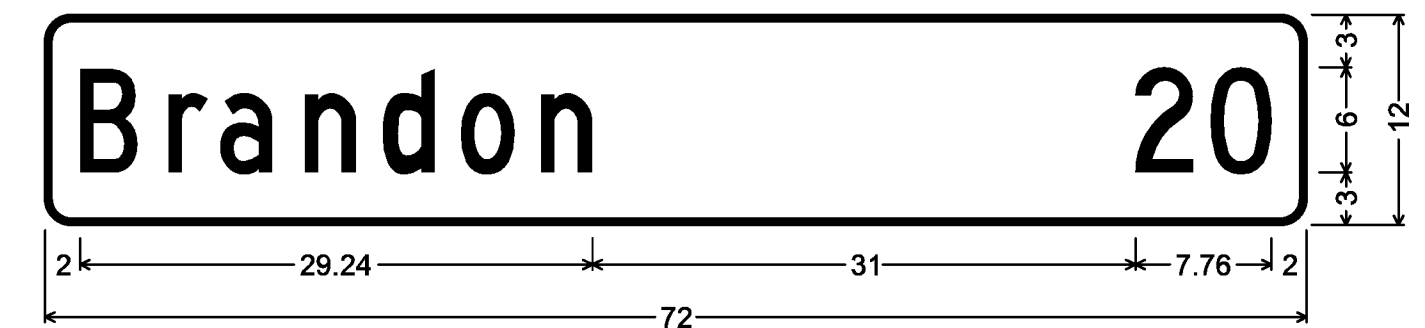


1.50" Radius, 0.38" Border, White on Green;  
[Shoreham] C; [5] C;

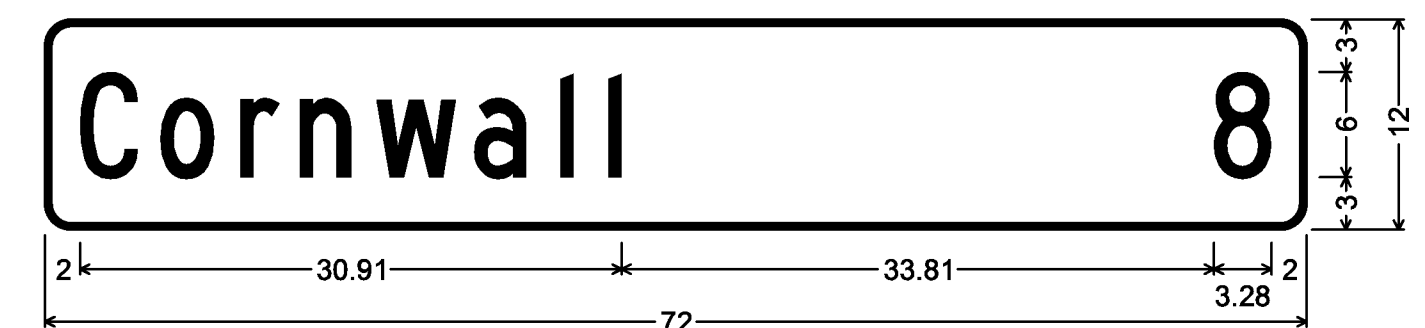
ALL SIGNS IN THIS SECTION ARE SIGN CODE VD2-1



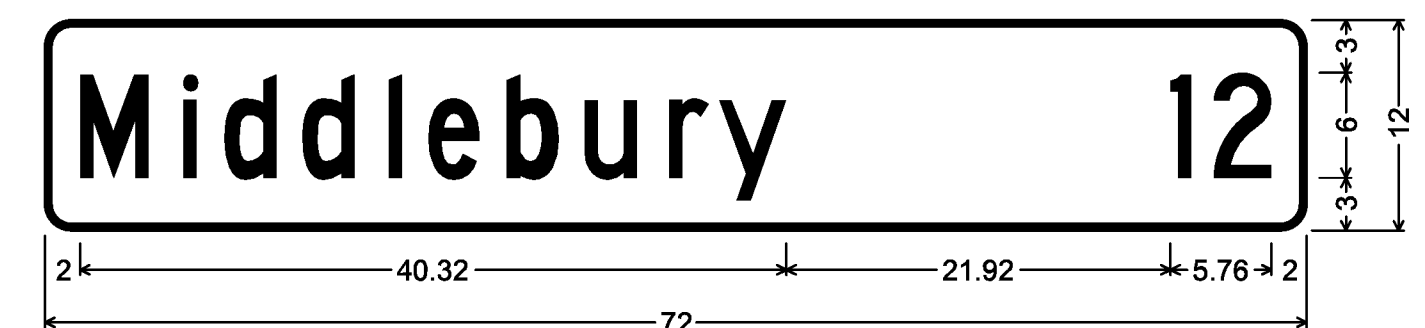
1.50" Radius, 0.38" Border, White on Green;  
[Middlebury] C; [18] C;



1.50" Radius, 0.38" Border, White on Green;  
[Brandon] C; [20] C;



1.50" Radius, 0.38" Border, White on Green;  
[Cornwall] C; [8] C;



1.50" Radius, 0.38" Border, White on Green;  
[Middlebury] C; [12] C;



1.50" Radius, 0.38" Border, White on Green;  
[Larrabee's Point] C; [5] C;



1.50" Radius, 0.38" Border, White on Green;  
[Larrabee's Point] C;

ALL DIMENSIONS SHOWN IN INCHES, EXCEPT WHERE NOTED.

NOT TO SCALE

TYLIN INTERNATIONAL

PROJECT NAME: STATEWIDE-SOUTHWEST  
PROJECT NUMBER: STPG SIGN(47)

FILE NAME: z12c534\_SD02.dgn  
PROJECT LEADER: D. BRYANT  
DESIGNED BY: B. TOOTHAKER  
SIGN DETAILS 5

PLOT DATE: 9/15/2014  
DRAWN BY: B. TOOTHAKER  
CHECKED BY: K. KERN  
SHEET 8 OF 107