

RELOCATE MAILBOX, SINGLE SUPPORT
 STA. 215+95, LT
 STEEL BEAM GUARDRAIL, GALVANIZED
 STA. 216+21.37 TO 217+16.84, LT
 STA. 217+66.74 TO 217+91.74, RT

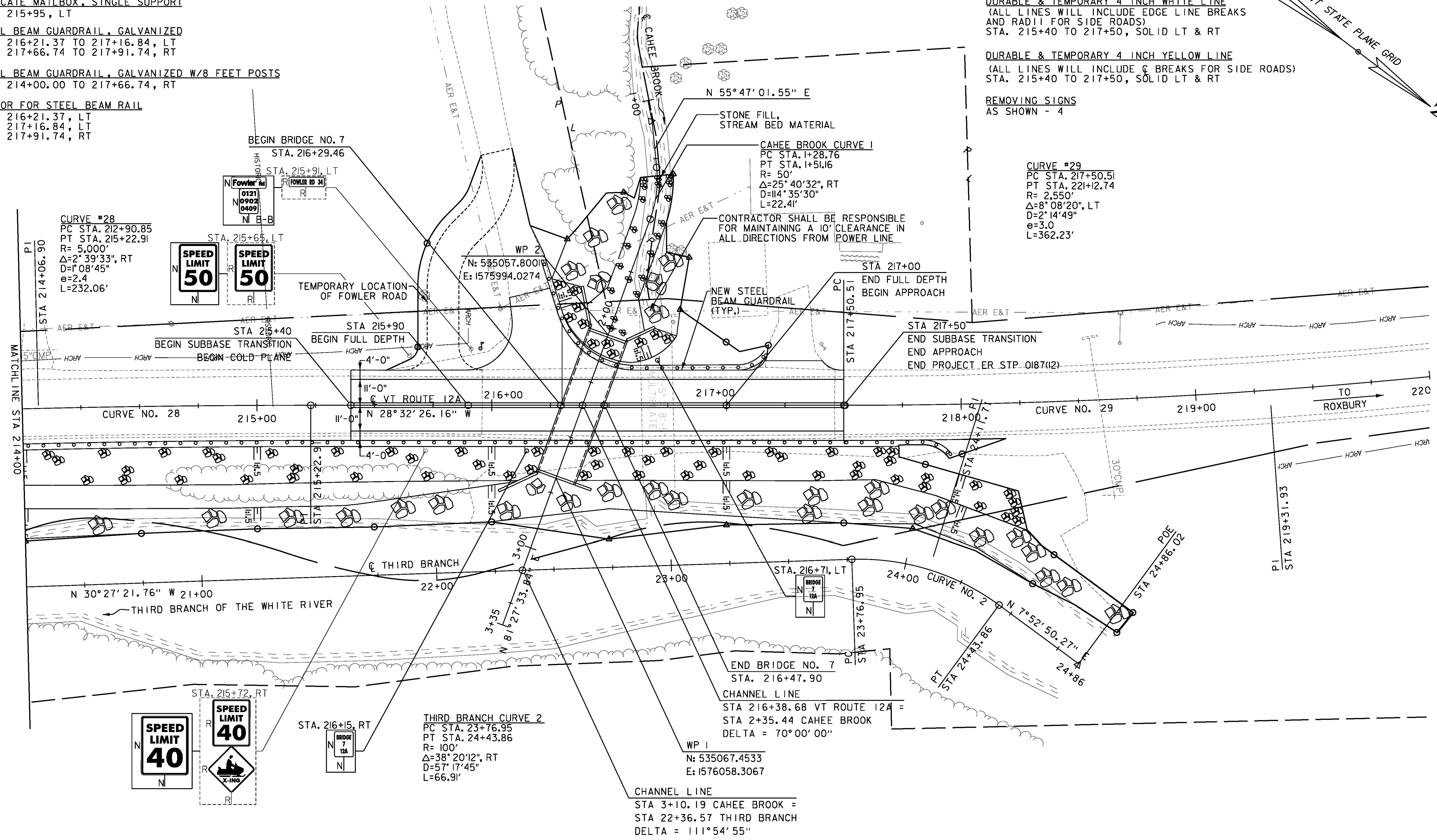
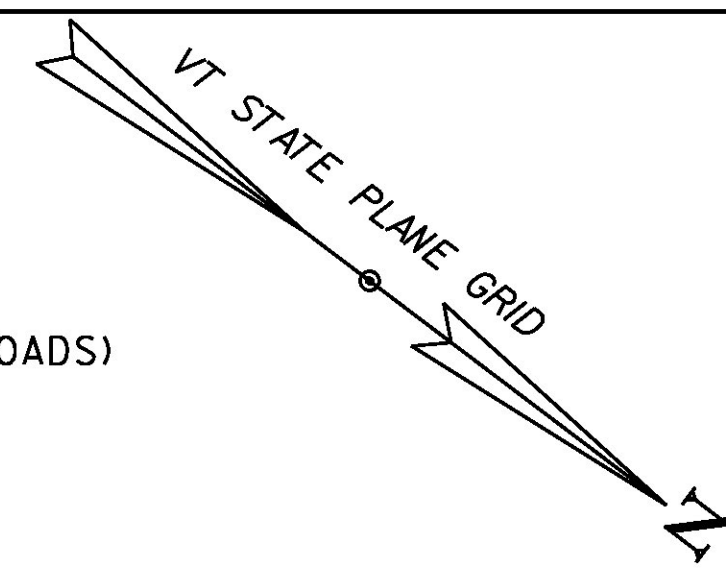
STEEL BEAM GUARDRAIL, GALVANIZED W/8 FEET POSTS
 STA. 214+00.00 TO 217+66.74, RT

ANCHOR FOR STEEL BEAM RAIL
 STA. 216+21.37, LT
 STA. 217+16.84, LT
 STA. 217+91.74, RT

DURABLE & TEMPORARY 4 INCH WHITE LINE
 (ALL LINES WILL INCLUDE EDGE LINE BREAKS
 AND RADII FOR SIDE ROADS)
 STA. 215+40 TO 217+50, SOLID LT & RT

DURABLE & TEMPORARY 4 INCH YELLOW LINE
 (ALL LINES WILL INCLUDE C BREAKS FOR SIDE ROADS)
 STA. 215+40 TO 217+50, SOLID LT & RT

REMOVING SIGNS
 AS SHOWN - 4



MATCHLINE STA 214+00

PI STA 219+31.93

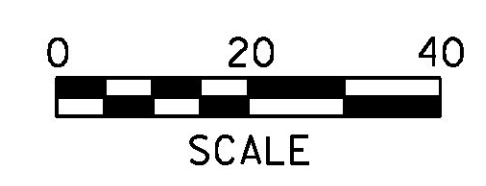
SPEED LIMIT 40

SPEED LIMIT 50

SPEED LIMIT 50

LEGEND	
	= RIPRAP, HEAVY TYPE
	= STONE FILL TYPE II WITH GRUBBING MATERIAL
	= SPECIAL PROVISION (STONE FILL, STREAM BED MATERIAL)

SIGN LEGEND	
R	= REMOVE
S	= SALVAGE
RET	= RETAIN



PROJECT NAME: BRAINTREE	PLOT DATE: 1/10/2014
PROJECT NUMBER: ER STP 0187(12)	DRAWN BY: G. BURMEIER
FILE NAME: z12c526bdr.dgn	DESIGNED BY: I. MAYNARD
PROJECT LEADER: G. EDWARDS	CHECKED BY: M. FOISY
LAYOUT SHEET 3	SHEET 18 OF 72