

STEEL BEAM GUARDRAIL, GALVANIZED

STA. 202+68.74 TO 203+68.74, LT
 STA. 203+60.35 TO 204+04.90, RT
 STA. 205+53.07 TO 208+00.00, LT

HD STEEL BEAM GUARDRAIL, GALVANIZED

STA. 203+68.74 TO 203+93.74, LT
 STA. 204+04.90 TO 204+29.90, RT
 STA. 205+28.07 TO 205+53.07, LT
 STA. 205+91.74 TO 206+16.74, RT

STEEL BEAM GUARDRAIL, GALVANIZED W/8 FEET POSTS

STA. 206+16.74 TO 208+00.00, RT

ANCHOR FOR STEEL BEAM RAIL

STA. 203+60.35, RT

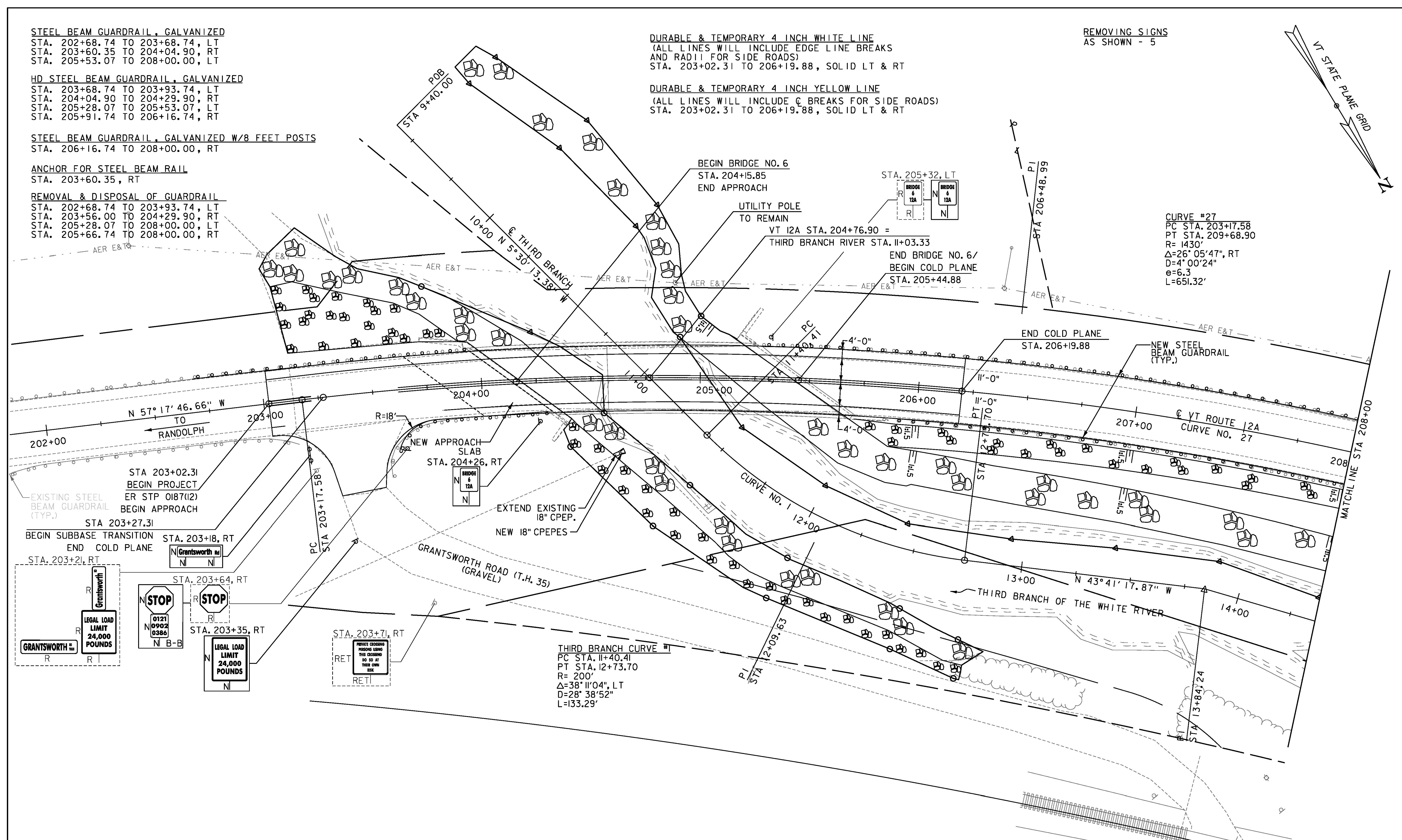
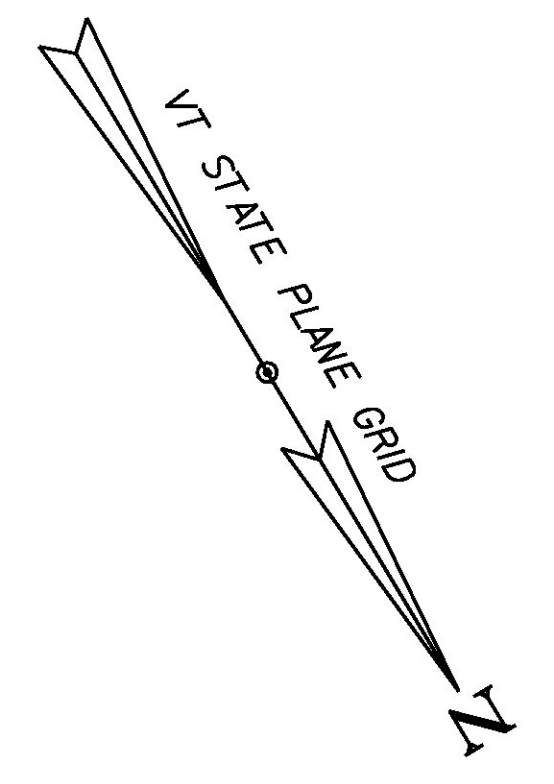
REMOVAL & DISPOSAL OF GUARDRAIL

STA. 202+68.74 TO 203+93.74, LT
 STA. 203+56.00 TO 204+29.90, RT
 STA. 205+28.07 TO 208+00.00, LT
 STA. 205+66.74 TO 208+00.00, RT

DURABLE & TEMPORARY 4 INCH WHITE LINE
 (ALL LINES WILL INCLUDE EDGE LINE BREAKS
 AND RADI FOR SIDE ROADS)
 STA. 203+02.31 TO 206+19.88, SOLID LT & RT

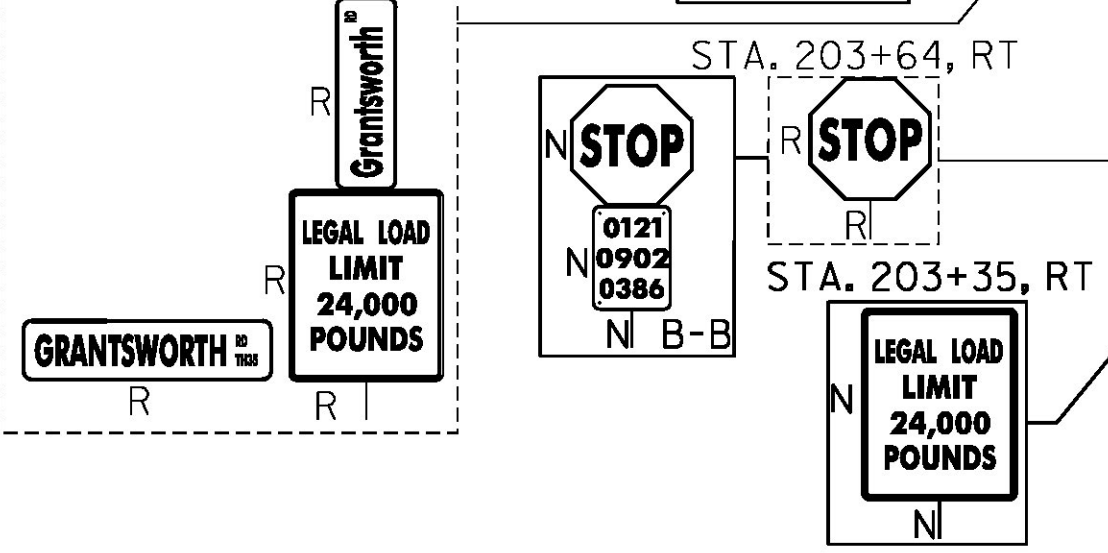
DURABLE & TEMPORARY 4 INCH YELLOW LINE
 (ALL LINES WILL INCLUDE C BREAKS FOR SIDE ROADS)
 STA. 203+02.31 TO 206+19.88, SOLID LT & RT

**REMOVING SIGNS
 AS SHOWN - 5**



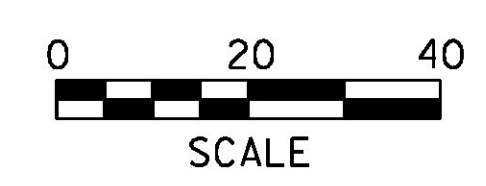
CURVE #27
 PC STA. 203+17.58
 PT STA. 209+68.90
 R= 1430'
 Δ=26° 05' 47", RT
 D=4° 00' 24"
 e=6.3
 L=651.32'

THIRD BRANCH CURVE #1
 PC STA. 11+40.41
 PT STA. 12+73.70
 R= 200'
 Δ=38° 11' 04", LT
 D=28° 38' 52"
 L=133.29'



LEGEND	
	= RIPRAP, HEAVY TYPE
	= STONE FILL TYPE II WITH GRUBBING MATERIAL

SIGN LEGEND	
R	= REMOVE
S	= SALVAGE
RET	= RETAIN



PROJECT NAME:	BRAINTREE	PLOT DATE:	1/10/2014
PROJECT NUMBER:	ER STP 0187(12)	DRAWN BY:	G. BURGMEIER
FILE NAME:	z12c526bdr.dgn	CHECKED BY:	M. FOISY
DESIGNED BY:	I. MAYNARD	SHEET	16 OF 72
LAYOUT SHEET 1			