Drawing Sheet : R02A					BAR LIST												
Bar Mark	Qty	Size	Total Length	Type	'A'	'B'	'C'	'D'	'E'	'F'	'G'	'H'	'J'	'K'	'O'	'R'
B09a	5	#4	6'-9"	S10		2'-10"	4 X"	2'-10"								
B09m	5	#4	16'-10 X"	S10		8'-3"	4 X"	8'-3"								
First and Last Bar in Very Group Shown Only																
B32a	4	#4	1'-0"			1'-0"										
B33i	4	#4	5'-1"			5'-1"										
First and Last Bar in Very Group Shown Only																
B34a	1	#4	6'-4 X"	S10		3'-0"	4 X"	3'-0"								
B34e	1	#4	10'-9 X"	S10		4'-10"	4 X"	4'-10"								
First and Last Bar in Very Group Shown Only																
4B01	870	#4	12'-2 X"	S10		5'-11"	4 X"	5'-11"								
4B05	16	#4	3'-11 X"	3		2'-0"	1'-11 X"					1'-5 X"		1'-4 X"	3'-4 X"	
4B06	16	#4	3'-6 X"	H91		1'-9 X"	1'-9 X"					1'-5"		1'-2 X"		
4B10	18	#4	24'-6 X"	S10		12'-1"	4 X"	12'-1"								
B12a	1	#5	4'-6"	S5	1'-0"	1'-1"	1'-6"	11"								
B12g	1	#5	8'-6"	S5	6"	1'-1"	6'-0"	11"								
First and Last Bar in Very Group Shown Only																
B33a	1	#5	10'-0"	S5	1'-0"	1'-1"	6'-0"	11"			1'-0"					
B33e	1	#5	5'-0"	S5	1'-0"	1'-1"	1'-0"	11"			1'-0"					
First and Last Bar in Very Group Shown Only																
B33a	2	#5	1'-7"	1	7"	1'-0"							5"			
B33i	2	#5	6'-0"	1	7"	5'-5"							5"			
First and Last Bar in Very Group Shown Only																
5B02	302	#5	6'-11"	1	7"	5'-6 X"							5"			
5B08	81	#5	8'-5"	S5	1'-6"	2'-6"	5"	2'-6"			1'-6"					
5B11	73	#5	10'-6"	S5	1'-0"	1'-1"	6'-0"	11"			1'-0"					
5B14	81	#5	10'-3"	S5	1'-6"	3'-5"	5"	3'-5"			1'-6"					
5B35	2	#5	12'-2"	S5	1'-0"	1'-1"	8'-2"	11"			1'-0"					
6B07	96	#6	12'-1"	17		1'-6"	10'-7"									

ENG. 5" FOR A "J" LEG FOR #5 IS THE MINIMUM HOOK WE CAN DO

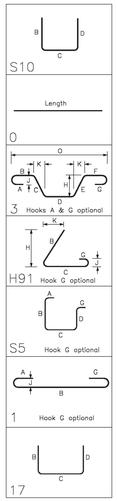

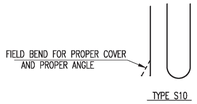

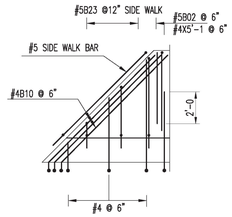

DETAIL W - W

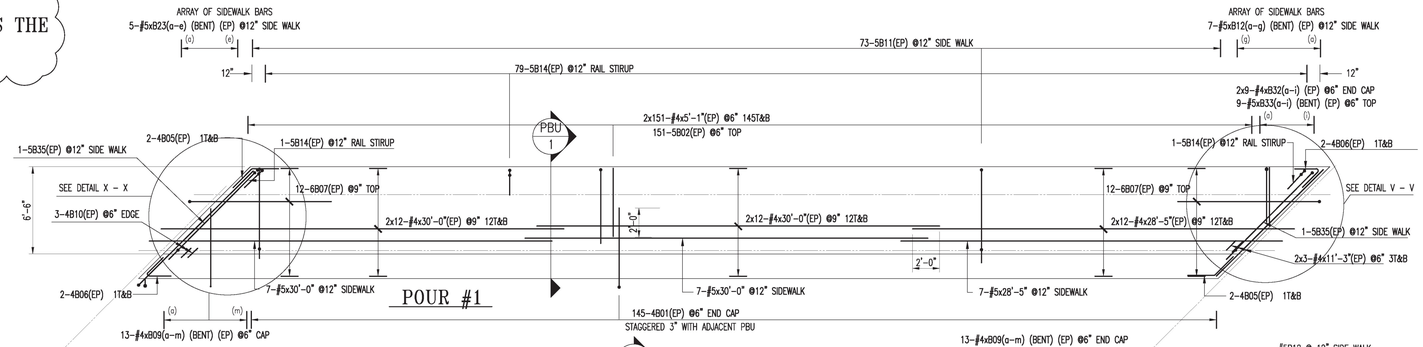

POUR #1

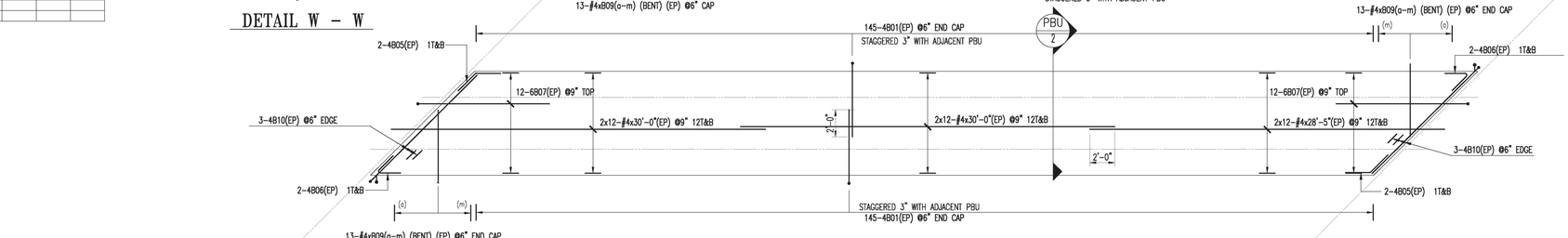

POUR #2

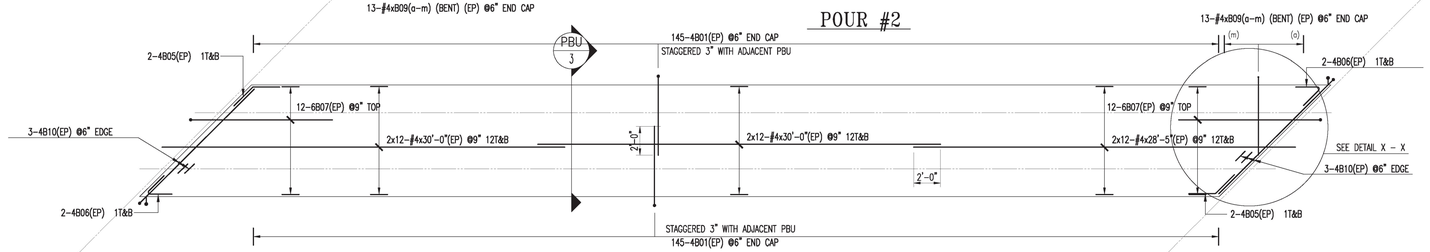

POUR #3

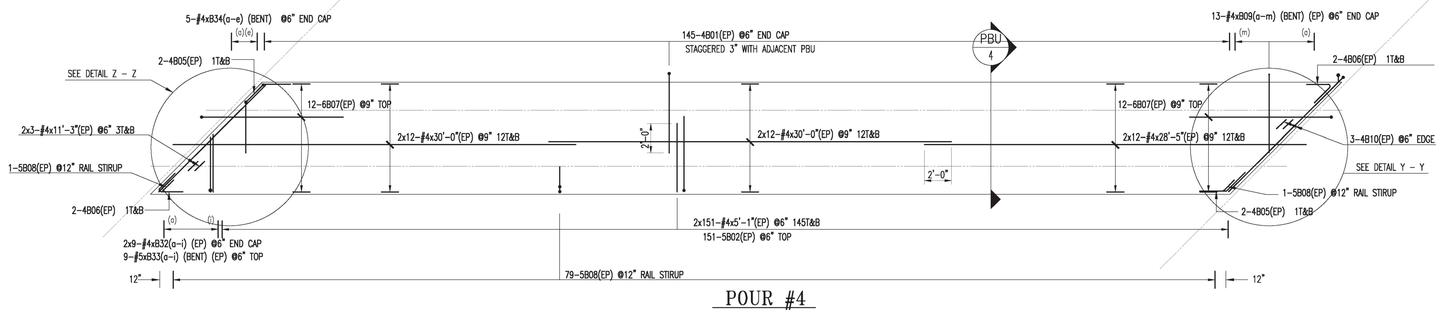

POUR #4

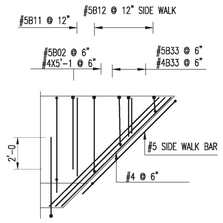

DETAIL V - V

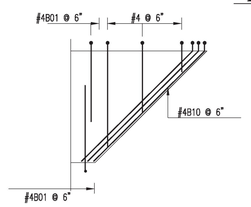

DETAIL X - X

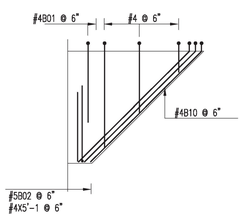

DETAIL Y - Y

TEST BARS

2-#4x4'-0"(EP) TEST BARS
2-#5x4'-0"(EP) TEST BARS
2-#6x4'-0"(EP) TEST BARS
2-#8x4'-0"(EP) TEST BARS

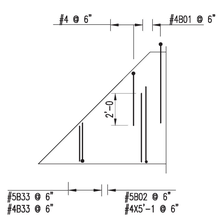

DETAIL Z - Z

BRIDGE DECK BHF 0169(9)

NOTE: SEE DWG R02 FOR SECTION AND PLAN VIEW

ALL MATERIAL ON THIS DRAWING SHALL BE ASTM A775 GRADE 60 "EPOXY COATED" U.N.O.

Vermont Agency of Transportation
RECEIVED
BRIDGE_D_PBU_REBAR_SUBMITTAL_Series.pdf
CK'D BY TYLin OK'D BY TYLin
March 14, 2017
RESUBMIT No Approved
BY Kristin Higgins DATE 3/27/2017

T.Y. LIN INTERNATIONAL

THE STAMPED DOCUMENTS ARE HEREBY:

X APPROVED
APPROVED AS NOTED
REVISE AND RESUBMIT

SEE TRANSMITTAL FOR ADDITIONAL INFORMATION AS APPLICABLE.

THIS REVIEW IS FOR GENERAL CONFORMANCE WITH DESIGN CONCEPT ONLY. ANY DEVIATION FROM THE PLANS OR SPECIFICATIONS NOT CLEARLY NOTED BY THE CONTRACTOR HAS NOT BEEN REVIEWED. REVIEW BY THE ENGINEER SHALL NOT RELIEVE THE CONTRACTOR OF THE CONTRACTUAL RESPONSIBILITY FOR ANY ERRORS OR DEVIATION FROM THE CONTRACT REQUIREMENTS.

JOSH OLUND March 27, 2017
REVIEWER DATE

No.	Description	Date	By
2	FINAL APPROVAL	3/7/17	RLL
1	APPROVAL	2/21/17	RLL
0	APPROVAL	1/18/17	RLL

Revisions and Issue Record

The full intent and purpose of this drawing is the placing of reinforcing steel bars ONLY. It is NOT to be used as a means of communication between the Architect, Engineer, Contractor or any other Sub-trades.

THIS DRAWING IS NOT TO BE SCALED.

HarrisRebar Barker Steel — National Strength. Local Service.

DETAILED AT:
CANAAN
NEW HAMPSHIRE

Project: CHELSEA BHF 0169
CHELSEA VT

Drawing: BRIDGE DECK BHF 0169(9)

Customer: CPM CONSTRUCTORS
Engineer:
Refer to Release:

Date	Drawn	Chkd.	JOB No.	Dwg. No.
1/18/17	RLL		33506241	R02A

W:\Hardy\Project\33506241\Placing Drawings\DWGs\R02.dwg