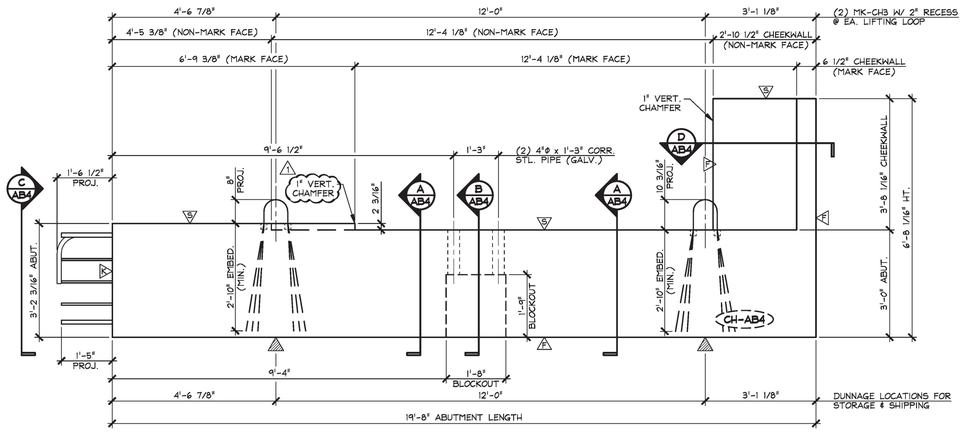

1 AB4 PRECAST ABUTMENT ELEVATION (NON-MARK FACE)
1/2" = 1'-0"

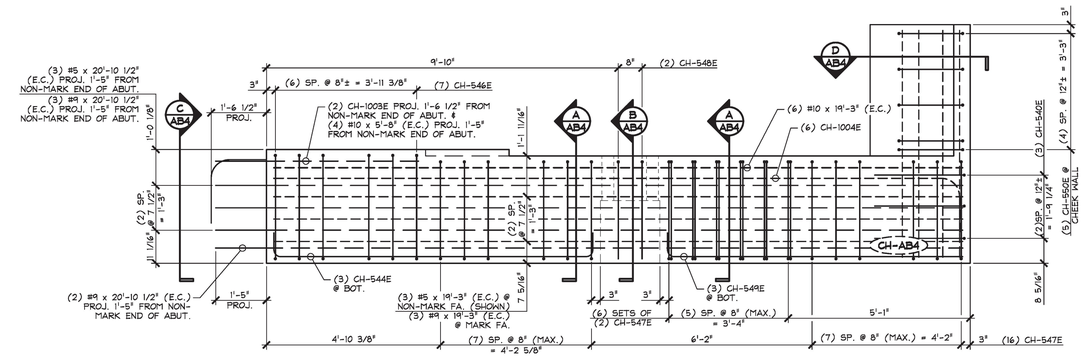

3 AB4 ABUTMENT REINFORCING ELEVATION (NON-MARK FACE)
1/2" = 1'-0"

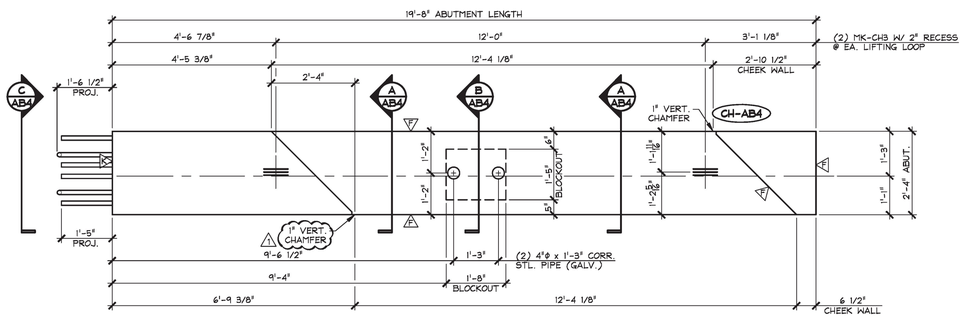

2 AB4 PRECAST ABUTMENT PLAN VIEW IN FORM
1/2" = 1'-0"

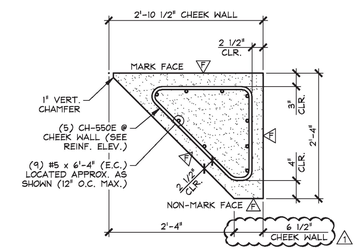

D AB4 CHEEK WALL DETAIL
3/4" = 1'-0"

A DENOTES FORM FINISH

B DENOTES SMOOTH FLOAT FINISH

C DENOTES ROUGHENED FINISH (SEE GENERAL NOTE #9, SHEET 'F3')

SHOP NOTE:
28-DAY STRENGTH = 5,000 PSI
HANDLING STRENGTH = 3,500 PSI
DESIGN MIX #445MSCC

MARK: CH-AB4	QTY.: 1	WT.: 11.21 T	VOL.: 5.54 cy

MATERIAL LIST / ABUTMENT

ITEM	MARK	DESCRIPTION	QTY.
1	CH-540E	#5 BENT BAR (EPOXY COATED)	3
2	CH-544E	#5 BENT BAR (EPOXY COATED)	3
3	CH-546E	#5 BENT BAR (EPOXY COATED)	7
4	CH-547E	#5 BENT BAR (EPOXY COATED)	28
5	CH-548E	#5 BENT BAR (EPOXY COATED)	2
6	CH-549E	#5 BENT BAR (EPOXY COATED)	3
7	CH-550E	#5 BENT BAR (EPOXY COATED)	5
8		#5 x 6'-4" (EPOXY COATED)	9
9		#5 x 19'-3" (EPOXY COATED)	3
10		#5 x 20'-10 1/2" (EPOXY COATED)	3
11			
12		#9 x 19'-3" (EPOXY COATED)	3
13		#9 x 20'-10 1/2" (EPOXY COATED)	5
14			
15	CH-1003E	#10 BENT BAR (EPOXY COATED)	2
16	CH-1004E	#10 BENT BAR (EPOXY COATED)	6
17		#10 x 5'-8" (EPOXY COATED)	4
18		#10 x 19'-3" (EPOXY COATED)	6
19			
20	MK-CH3	SET OF (3) 0.60"ø STRAND LIFTING LOOPS	2
21		4"ø x 1'-3" CORRUGATED STEEL PIPE (GALV.)	2
22			
23			
24			
25			

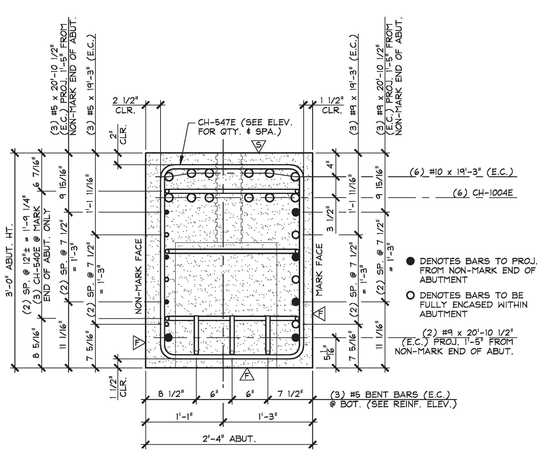

A AB4 ABUTMENT SECTION
1" = 1'-0"

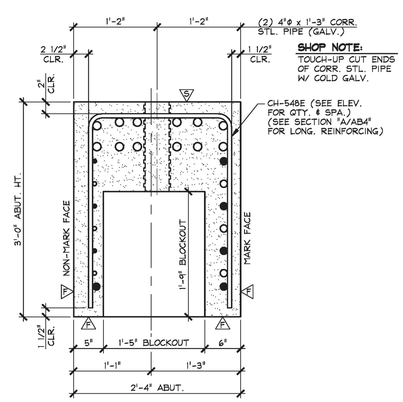

B AB4 ABUTMENT SECTION @ BLOCKOUT
1" = 1'-0"

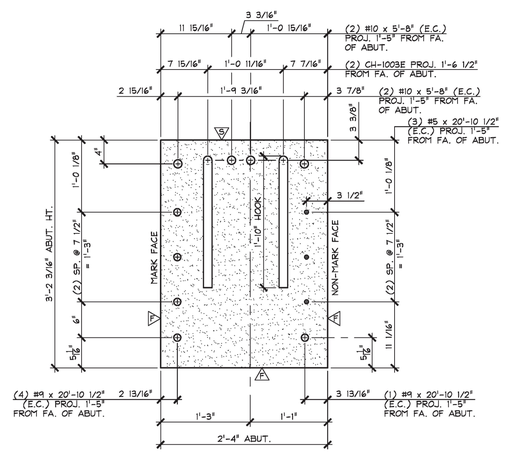

C AB4 END OF ABUT. ELEVATION
1" = 1'-0"

T.Y. LIN INTERNATIONAL

THE STAMPED DOCUMENTS ARE HEREBY:

_X_ APPROVED
___ APPROVED AS NOTED
___ REVISE AND RESUBMIT

SEE TRANSMITTAL FOR ADDITIONAL INFORMATION AS APPLICABLE.

THIS REVIEW IS FOR GENERAL CONFORMANCE WITH DESIGN CONCEPT ONLY. ANY DEVIATION FROM THE PLANS OR SPECIFICATIONS NOT CLEARLY NOTED BY THE CONTRACTOR HAS NOT BEEN REVIEWED. REVIEW BY THE ENGINEER SHALL NOT RELIEVE THE CONTRACTOR OF THE CONTRACTUAL RESPONSIBILITY FOR ANY ERRORS OR DEVIATION FROM THE CONTRACT REQUIREMENTS.

JOSH OLUND — REVIEWER
February 24, 2017 — DATE

1 2-22-17 REVISED AS NOTED

APPROVAL STAMP:
Vermont Agency of Transportation
RECEIVED
CK'D BY TYLin OK'D BY TYLin
February 27, 2017
RESUBMIT No Approved
BY Kristin Higgins DATE 2/28/2017

J.P. CARRARA & SONS INC.
Precast & Prestress Manufacturer
2464 CASE STR., MIDDLEBURY, VERMONT 05753 Phone:(802)388-6361 Fax:(802)388-9010

CPM CONSTRUCTORS
CONTRACTOR
FREEPORT, MAINE

STATE OF VERMONT AGENCY OF TRANSPORTATION
COUNTY OF ORANGE

TOWN OF CHELSEA
VT ROUTE 110, RURAL MAJOR COLLECTOR
BRIDGE NO.: 9 PROJECT NO.: BHF 0169(9)

PRECAST ABUTMENT DETAILS

DATE: NOV. 29, 2016
SCALE: NOTED
CHKD: M.W. DFTM: B.L.
JOB NO: 23505-016
DWG. NO: AB4
BRIDGE 9

F:\VT-Bridges\23505-16 Chelsea\Bridge 9\BR9-AB4.dwg, 2/23/2017 4:57:33 PM