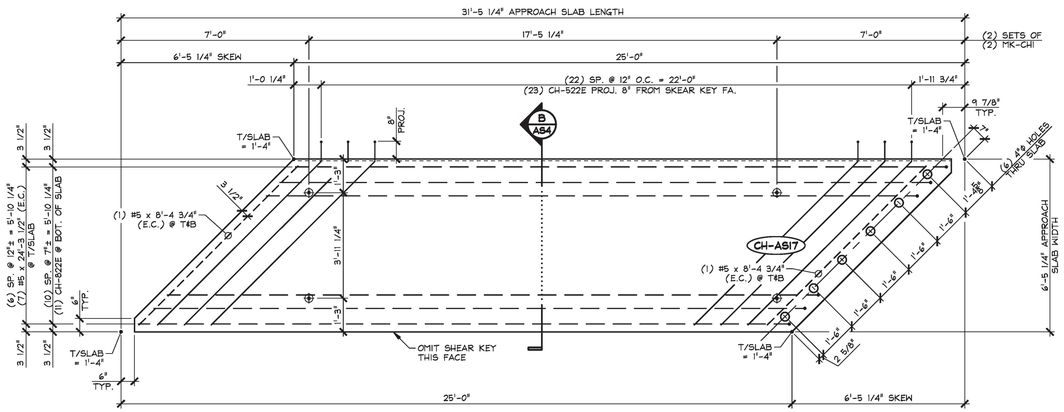

1 AS4 PLAN VIEW IN FORM
3/8" = 1'-0"

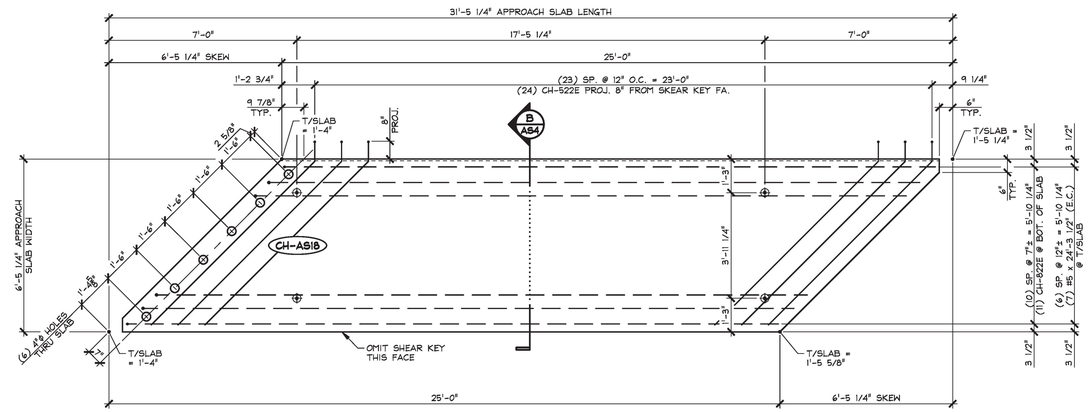

2 AS4 PLAN VIEW IN FORM
3/8" = 1'-0"

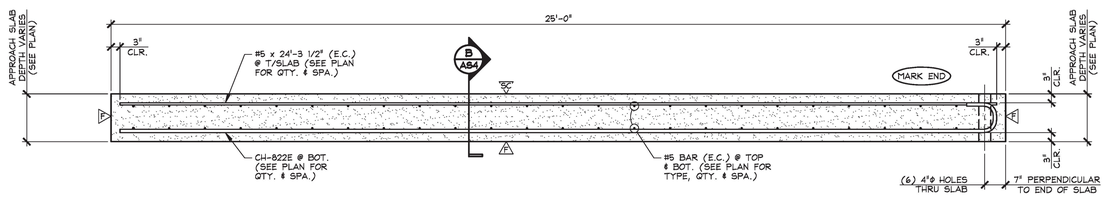

A AS4 LONGITUDINAL SECTION
1/2" = 1'-0"

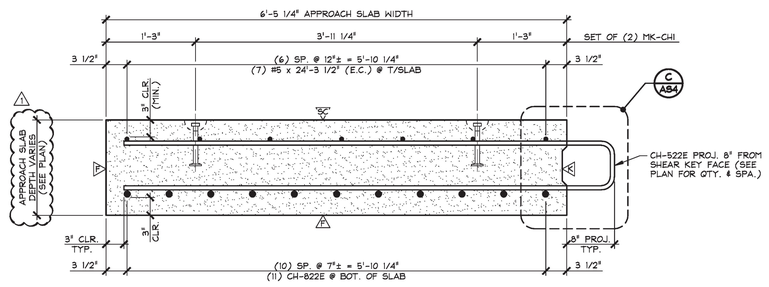

B AS4 TRANSVERSE SECTION
1" = 1'-0"

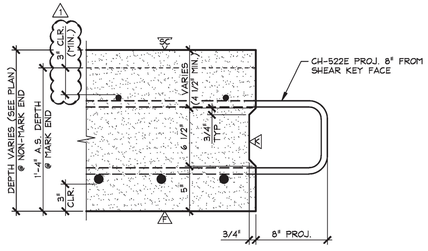

C AS4 SHEAR KEY SECTION
1 1/2" = 1'-0"

F DENOTES FORM FINISH

SS DENOTES SMOOTH SCREED FINISH

R DENOTES ROUGHENED FINISH (SEE GENERAL NOTE #9, SHEET 'FI')

SHOP NOTE:
28-DAY STRENGTH = 5,000 PSI
HANDLING STRENGTH = 3,000 PSI
DESIGN MIX #445MSCC

MARK: CH-AS17	QTY.: 1	WT.: 16.04 T	VOL.: 7.92 cy				
MARK: CH-AS18	QTY.: 1	WT.: 16.85 T	VOL.: 8.32 cy				

MATERIAL LIST / APPROACH SLAB

ITEM	MARK	DESCRIPTION	QTY./SLAB AS17	QTY./SLAB AS18
1	CH-522E	#5 BENT BAR (EPOXY COATED)	23	24
2		#5 x 8'-4 3/4" (EPOXY COATED)	4	
3		#5 x 24'-3 1/2" (EPOXY COATED)	7	7
4				
5	CH-822E	#8 BENT BAR (EPOXY COATED)	11	11
6				
7	MK-CHI	8T x 10" SWIFT LIFT LIFTER (GALV.)	4	4
8		4"ϕ I.D. x 1'-4" PVC SLEEVE	6	6
9				
10				

T.Y. LIN INTERNATIONAL

THE STAMPED DOCUMENTS ARE HEREBY:

_X_ APPROVED
____ APPROVED AS NOTED
____ REVISE AND RESUBMIT

SEE TRANSMITTAL FOR ADDITIONAL INFORMATION AS APPLICABLE.

THIS REVIEW IS FOR GENERAL CONFORMANCE WITH DESIGN CONCEPT ONLY. ANY DEVIATION FROM THE PLANS OR SPECIFICATIONS NOT CLEARLY NOTED BY THE CONTRACTOR HAS NOT BEEN REVIEWED. REVIEW BY THE ENGINEER SHALL NOT RELIEVE THE CONTRACTOR OF THE CONTRACTUAL RESPONSIBILITY FOR ANY ERRORS OR DEVIATION FROM THE CONTRACT REQUIREMENTS.

JOSH OLUND — REVIEWER
February 24, 2017 — DATE

1 2-22-17 REVISED AS NOTED

APPROVAL STAMP:

Vermont Agency of Transportation
RECEIVED
CK'D BY TYLin OK'D BY TYLin
February 27, 2017
RESUBMIT No Approved
BY Kristin Higgins DATE 2/28/2017

J.P. CARRARA & SONS INC.
Precast & Prestress Manufacturer
2464 CASE STR., MIDDLEBURY, VERMONT 05753 Phone:(802)388-6361 Fax:(802)388-9010

CPM CONSTRUCTORS
CONTRACTOR
FREEPORT, MAINE

STATE OF VERMONT AGENCY OF TRANSPORTATION
COUNTY OF ORANGE

TOWN OF CHELSEA
VT ROUTE 110, RURAL MAJOR COLLECTOR
BRIDGE NO.: 9 PROJECT NO.: BHF 0169(9)

PRECAST APPROACH SLAB DETAILS

DATE: NOV. 29, 2016
SCALE: NOTED
CHKD: A.S. DFTM: B.L.
JOB NO: 23505-016
DWG. NO: AS4
BRIDGE 9

F:\VT-Bridges\23505-16 Chelsea\Bridge 9\BR9-AS4.dwg, 2/23/2017 4:52:22 PM