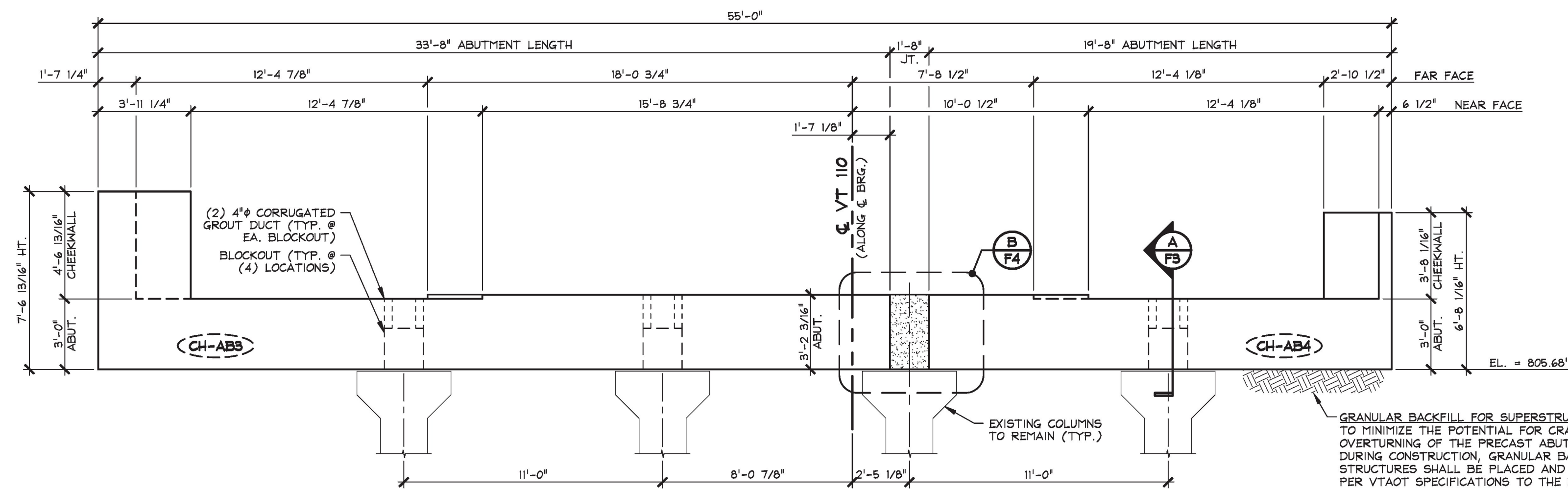
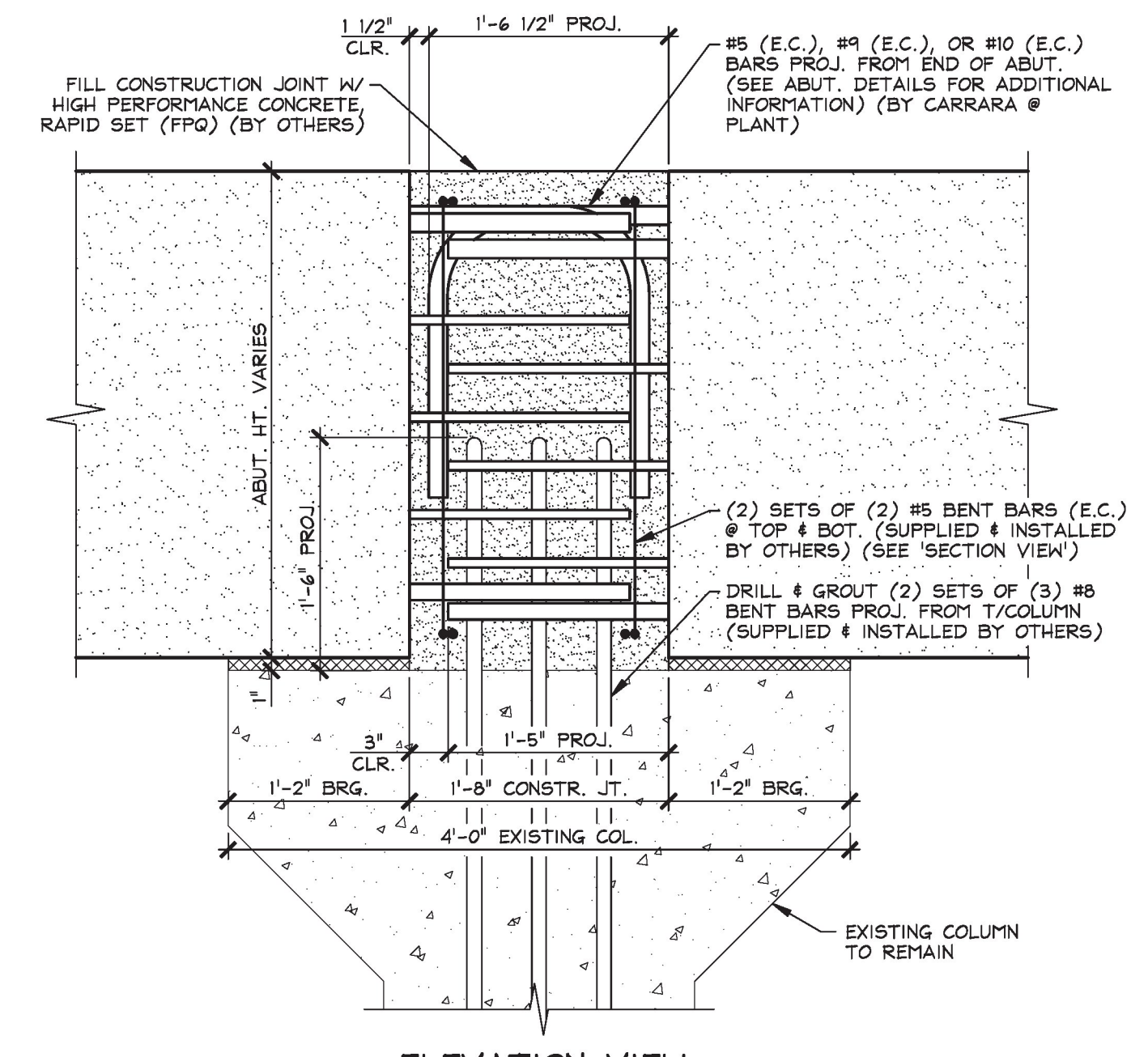


1 PRECAST ABUTMENT NO. 2 PLAN VIEW  
F4  
1/4" = 1'-0"

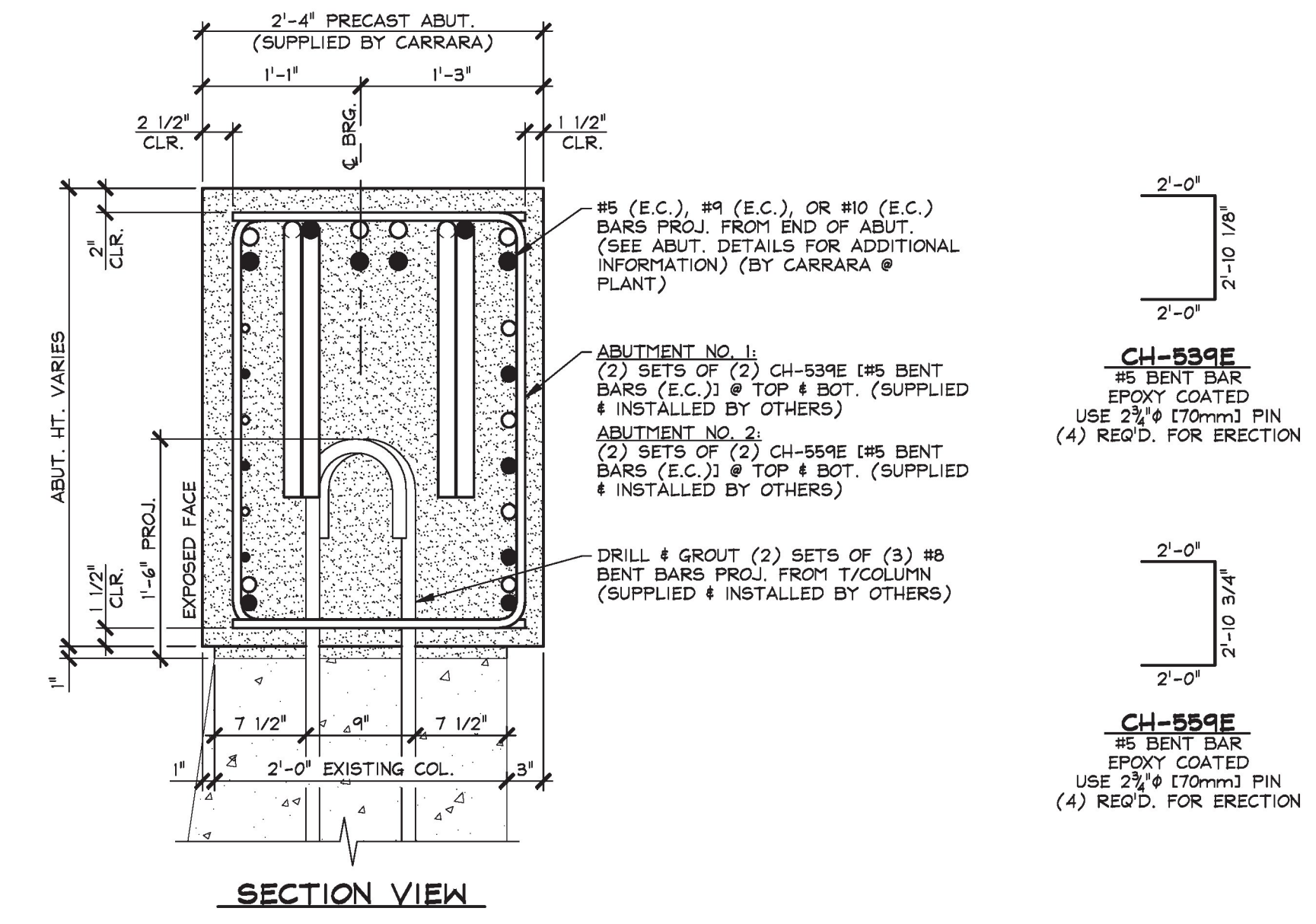


2 PRECAST ABUTMENT NO. 2 ELEVATION  
F4  
1/4" = 1'-0"

**ERECTION NOTE:**  
PRECAST DETAILING REQUIRES  
INSTALLATION OF "CH-ABS" PRIOR  
TO "CH-AB4"



ELEVATION VIEW



B CONSTRUCTION JOINT DETAILS  
F4  
1" = 1'-0"

**T.Y. LIN INTERNATIONAL**  
THE STAMPED DOCUMENTS ARE HEREBY:

X APPROVED  
— APPROVED AS NOTED  
— REVISE AND RESUBMIT

SEE TRANSMITTAL FOR ADDITIONAL INFORMATION AS APPLICABLE.

THIS REVIEW IS FOR GENERAL CONFORMANCE WITH DESIGN CONCEPT ONLY. ANY DEVIATION FROM THE PLANS OR SPECIFICATIONS NOT CLEARLY NOTED BY THE CONTRACTOR HAS NOT BEEN REVIEWED. REVIEW BY THE ENGINEER SHALL NOT RELIEVE THE CONTRACTOR OF THE CONTRACTUAL RESPONSIBILITY FOR ANY ERRORS OR DEVIATION FROM THE CONTRACT REQUIREMENTS.

JOSH OLUND February 24, 2017  
REVIEWER DATE

APPROVAL STAMP: Vermont Agency of Transportation <b>RECEIVED</b> CK'D BY TYLin OK'D BY TYLin February 27, 2017 RESUBMIT No Approved BY Kristin Higgins DATE 2/28/2017	J.P. CARRARA & SONS INC. Precast & Prestress Manufacturer 2464 OASE STR., MIDDLEBURY, VERMONT 05753 Phone: (802)388-6361 Fax: (802)388-9010	CPM CONSTRUCTORS CONTRACTOR FREEPORT, MAINE
STATE OF VERMONT AGENCY OF TRANSPORTATION COUNTY OF ORANGE		DATE: NOV. 29, 2016 SCALE: NOTED
TOWN OF CHelsea VT ROUTE 110, RURAL MAJOR COLLECTOR BRIDGE NO.: 9 PROJECT NO.: BHF 0169(9)		CHKD: M.W. DFTM: B.L. JOB NO: 23505-016
PLAN, ELEVATION & CONSTRUCTION JOINT DETAILS		DWG. NO: <b>F4</b> BRIDGE 9