DETOUR SIGN SUMMARY

SIGN DESIGNATION	SIZE OF SIGN WIDTH (IN)	SIZE OF SIGN HEIGHT (IN)	SIGN LEGEND	NUMBER OF SIGNS REQ'D	REMARKS
MI-5	30	24	VERMONT 110	1	
M3-2	24	12	NORTH	1	
M4-8	24	12	DETOUR	1	
M5-1L	21	15		2	
M5-1R	21	15		2	
M6-1L	21	15		1	
SP-6	96	18	FOLLOW DETOUR	1	80% SPACING
SP-7	96	18	TRUCK DETOUR	2	80% SPACING
SP-8	36	24	TRUCK DETOUR	4	
SP-9	96	78	FOR POINTS NORTH OF CHELSEA VILLAGE ON VT 110 USE EXIT 7	1	BRIDGE 9 CLOSURE ONLY
SP-10	96	78	FOR CHELSEA VILLAGE AND POINTS NORTH ON VT 110 USE EXIT 7	1	BRIDGE 11 CLOSURE ONLY
SP-11	96	48	12'-1" CLEARANCE ON VT 14 USE EXIT 2	1	80% SPACING, TOP LINE
SP-12	96	48	12'-1" CLEARANCE ON VT 14 SB USE EXIT 2	1	80% SPACING, TOP LINE

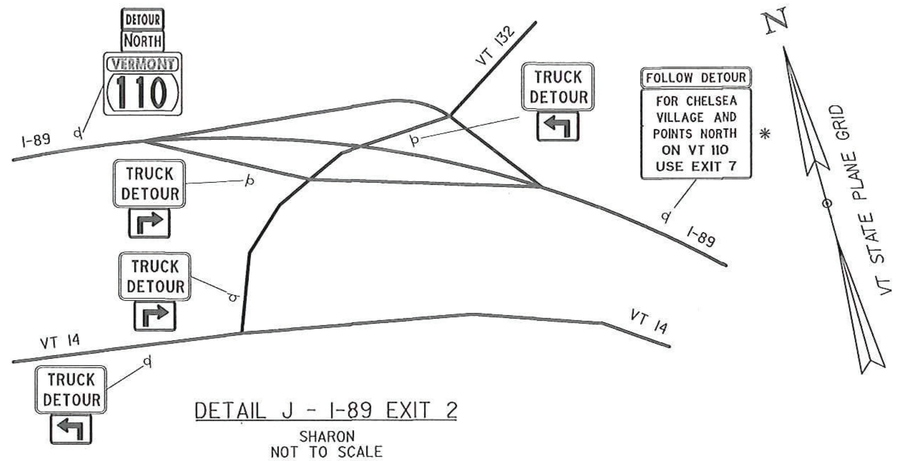

DETAIL J - I-89 EXIT 2

SHARON
NOT TO SCALE

SIGN NOTES:

1. COLORS FOR THE SP-6, SP-7, AND SP-8 SIGNS SHALL BE BLACK TEXT AND BORDER ON RETROREFLECTIVE FLUORESCENT ORANGE BACKGROUND.
2. COLORS FOR THE SP-9, SP-10, SP-11, AND SP-12 SIGNS SHALL BE BLACK TEXT AND BORDER ON RETROREFLECTECTIVE WHITE BACKGROUND.
3. SEE 'REGIONAL TRAFFIC CONTROL DETAILS 4" FOR ADDITIONAL NOTES.

SP-8

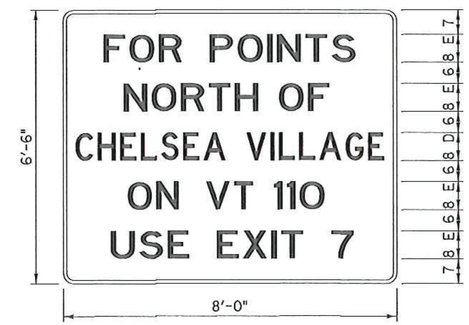

SP-9

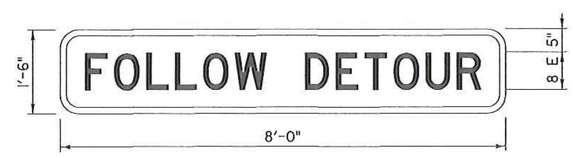

SP-6

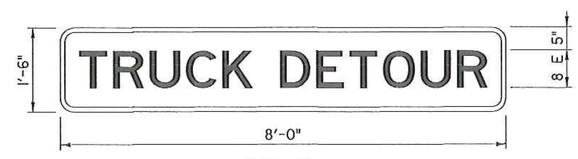

SP-7

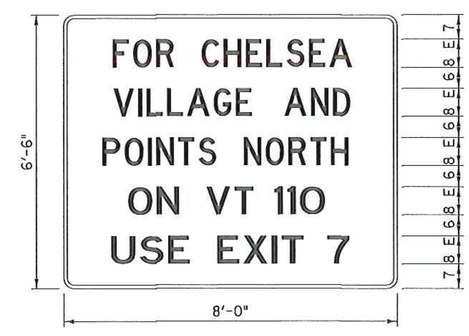

SP-10

* SIGN SHOWN (SP-10) IS FOR BRIDGE 9 CLOSURE. REPLACE INDICATED SIGN FOR BRIDGE 11 CLOSURE WITH SIGN SP-9.

SP-11

SP-12

PRINTED AT 49% SCALE

REV	DATE	DESCRIPTION
1	4/5/2017	NEW SHEET

T·Y·LIN INTERNATIONAL

PROJECT NAME: CHELSEA
PROJECT NUMBER: BHF 0169(9) & BHF 0169(10)

FILE NAME: z12c150regdtr3A.dgn
PROJECT LEADER: J. OLUND
DESIGNED BY: A. GREENLAW
REGIONAL TRAFFIC CONTROL DETAILS 5

PLOT DATE: 4/5/2017
DRAWN BY: S. MORGAN
CHECKED BY: K. DUCHARME
SHEET 9A OF 137