









DIRECTION	MILEPOINT	LOCATION CODE (SHEET 2)	SIGN CODE	WIDTH (IN)	HEIGHT (IN)	SHEETING REMARKS	SIGN LEGEND	NEW SIGNS		EXISTING SIGNS				EXIST POST		NUMBER OF NEW POSTS	SQUARE STEEL (IN)			TUBULAR STEEL Ø (IN)				SIGN FRAME REQUIRED	REMARKS	SIGN DETAIL LOCATION			
								"A"	"B"	RETAIN	SALVAGE FROM	SALVAGE TO	REMOVE	RETAIN	REMOVE		1.75	2.00	2.50	FOUNDATION	3.00	3.50	4.00			5.00	SHSM	PROJECT SHEET #	STANDARD SHEET #
																	(LB / FT)				(LB / FT)								
POULTNEY VT-31 SB							FY-FLUORESCENT YELLOW FYG-FLUORESCENT YELLOW GREEN																"SHSM"-STANDARD HIGHWAY SIGNS AND MARKINGS						
SB	0.908	F	W11-5	30	30									1	X										INSTALL NEW SIGN ON EXISTING FLANGED CHANNEL SIGN POST.	X			
		F	W11-5	30	30			6.25																					
SB	0.730	G	VR-017	24	30									1		X									NEW BOSTON RD (TH-40)		6		
		G	VR-017	24	30			5.00																					
SB	0.724	H	R1-1	30	30									1		X									NEW BOSTON RD (TH-40)				
		H	R1-1	30	30			6.25																		X			
SB	0.720	F	D3-1	UNK	UNK									1		X									NEW BOSTON RD (TH-40)				
		F	D3-1	56	12			4.67																			12		
SB	0.715	F	UNK	UNK	UNK									1		X									EMPTY POST NOT FOUND IN THE FIELD REMOVE EMPTY POST.				
SB	0.710	F	R2-1	24	30									1		X													
		F	R2-1	24	30			5.00																	INSTALL NEW SIGN AT LEAST 10 FEET NORTH OF UTILITY POLE.	X			
SB	0.600	F	VD-700 VW-054R	6 30	10 30		HIDDEN DRIVE RIGHT  0310 1117 0060							1		X													
SB	0.500	F	VW-054R	30	30			6.25																	INSTALL 525 FEET SOUTH OF EXISTING HIDDEN DRIVE RIGHT SIGN ASSEMBLY.		7		
SB	0.274	F	R2-1	24	30									1		X													
		F	R2-1	24	30			5.00																		X			
SIGN SUMMARY SHEET							SHEET TOTALS	38.42	0.00	0	0	0	8	0	0	7	105.0	0	0.0	0.0	0.0	0.0	PROJECT NAME: STATEWIDE SOUTHWEST REGION PROJECT NUMBER: STPG SIGN(41)						
VERMONT AGENCY OF TRANSPORTATION							TOWN DIRECTIONAL TOTALS	207.2	0.0	2	0	0	43 41	0	0	31 29	465.0 435.0	0		0.0			FILE NAME: 12C118 PROJECT MANAGER: A. GAMBLE DESIGNED BY: J. KELLY POULTNEY SB SHEET 5	PLOT DATE: 2/13/2013 DRAWN BY: J. KELLY CHECKED: A. GAMBLE SHEET 76 OF 97					