

1.500" Radius, 0.375" Border, White on Green;
Standard Arrow Custom 9.000" X 6.125" 90°; [Brattleboro] C; [31] C;



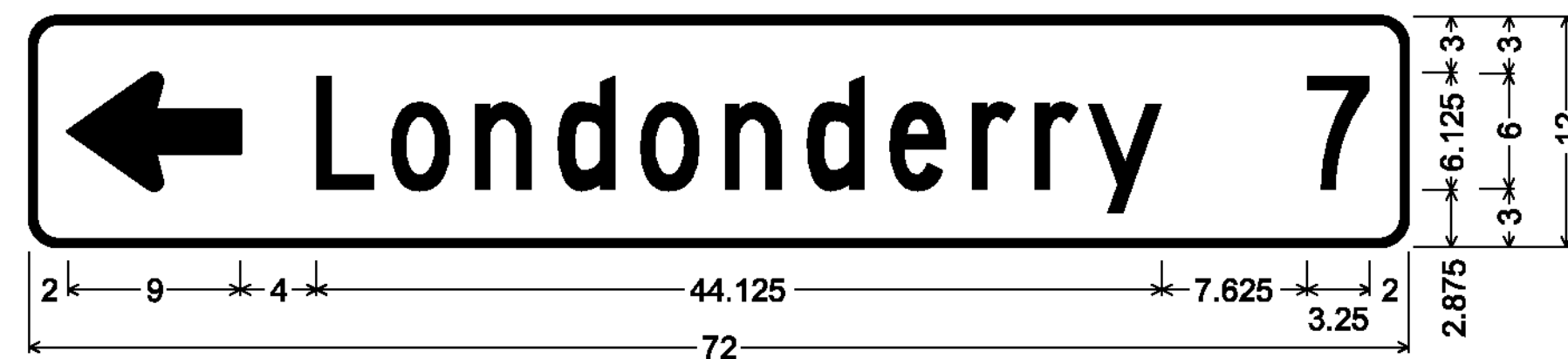
1.500" Radius, 0.375" Border, White on Green;
Standard Arrow Custom 9.000" X 6.125" 135°; [Pownal Center] B; [3] C;



1.500" Radius, 0.375" Border, White on Green;
Standard Arrow Custom 9.000" X 6.125" 180°; [S. Londonderry] B specified length;
[4] C;



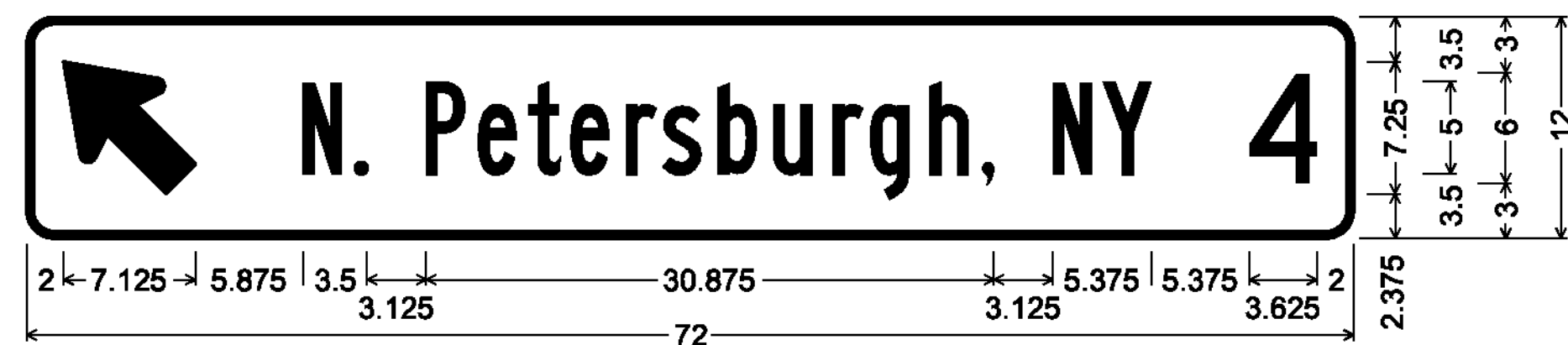
1.500" Radius, 0.375" Border, White on Green;
Standard Arrow Custom 9.000" X 6.125" 180°; [Pownal] B [Center] C 80% spacing;
[3] C;



1.500" Radius, 0.375" Border, White on Green;
Standard Arrow Custom 9.000" X 6.125" 180°; [Londonderry] C 90% spacing; [7] C;



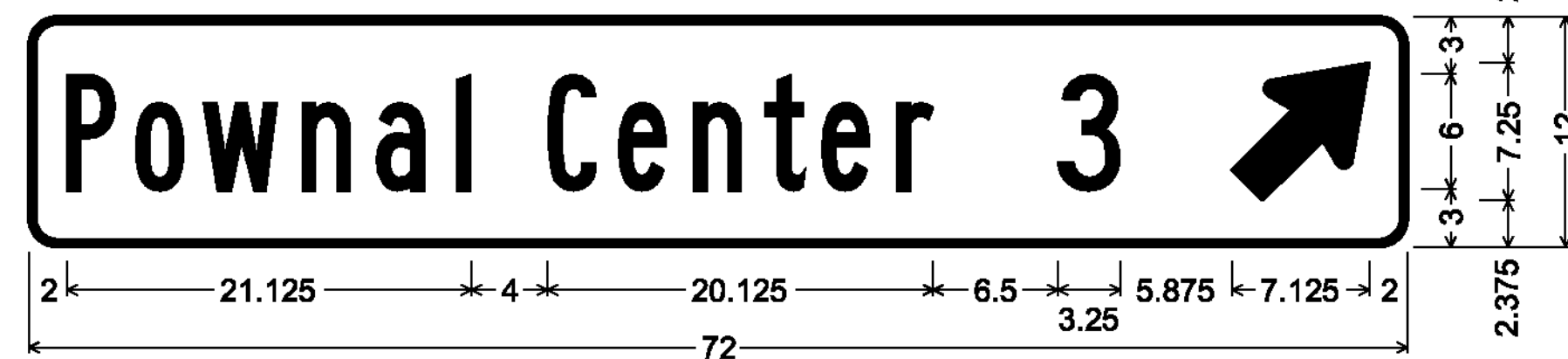
1.500" Radius, 0.375" Border, White on Green;
Standard Arrow Custom 9.000" X 6.125" 180°; [Bennington] C; [9] C;



1.500" Radius, 0.375" Border, White on Green;
Standard Arrow Custom 9.000" X 6.125" 135°; [N. Petersburgh, NY] B 80% spacing;
[4] C;



1.500" Radius, 0.375" Border, White on Green;
[Williamstown MA] B; [4] C; Standard Arrow Custom 9.000" X 6.125" 0°;



1.500" Radius, 0.375" Border, White on Green;
[Pownal Center] B; [3] C; Standard Arrow Custom 9.000" X 6.125" 45°;

NOTES

1. ALL DIMENSIONS SHOWN IN INCHES, EXCEPT WHERE NOTED.
2. SEE SHEET 4 FOR ADDITIONAL DESTINATION SIGN DETAILS.

PROJECT NAME: STATEWIDE SW REGION

PROJECT NUMBER: STPG SIGN (4)

FILE NAME: I2CI18.SD_7
PROJECT LEADER: A. GAMBLE
DESIGNED BY: J. KELLY
SIGN DETAILS 7

PLOT DATE: 13-FEB-2013
DRAWN BY: J. KELLY
CHECKED BY: A. GAMBLE
SHEET 10 OF 97

ALL SIGNS ON THIS PAGE ARE SIGN CODE VDI-IA

NOT TO SCALE