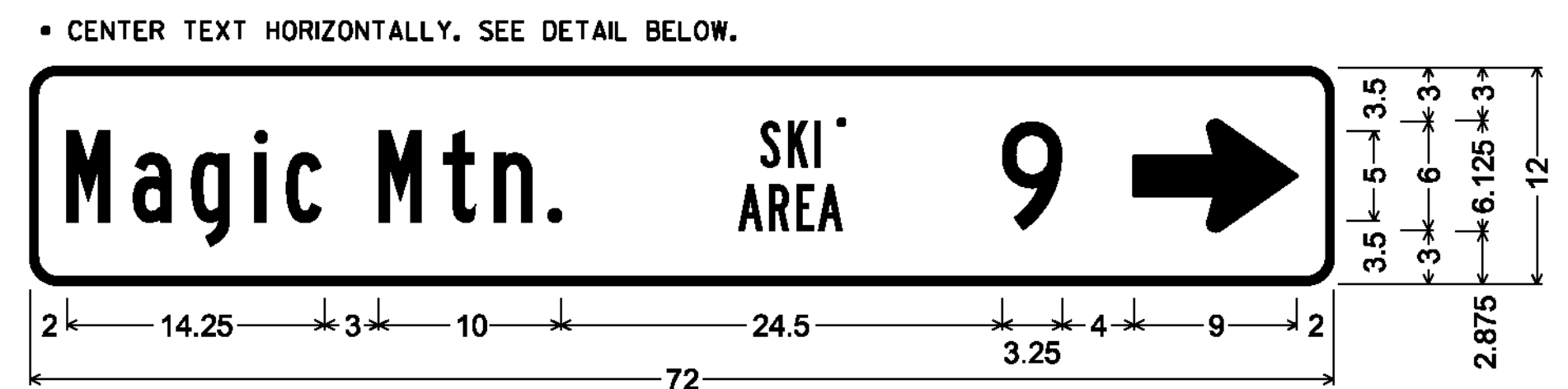


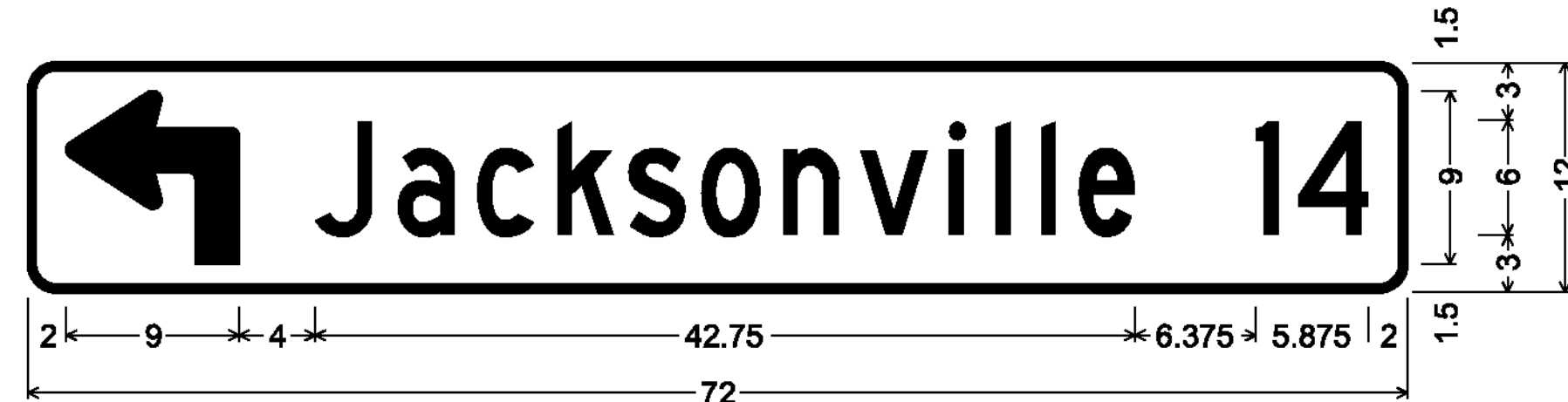
1.500" Radius, 0.375" Border, White on Green;
90 Deg Advanced Turn Arrow Custom 9.000" X 9.000"; [Readsboro] C; [5] C;



1.500" Radius, 0.375" Border, White on Green;
[Wilmington] C; [7] C; Standard Arrow Custom 9.000" X 6.125" 0°;



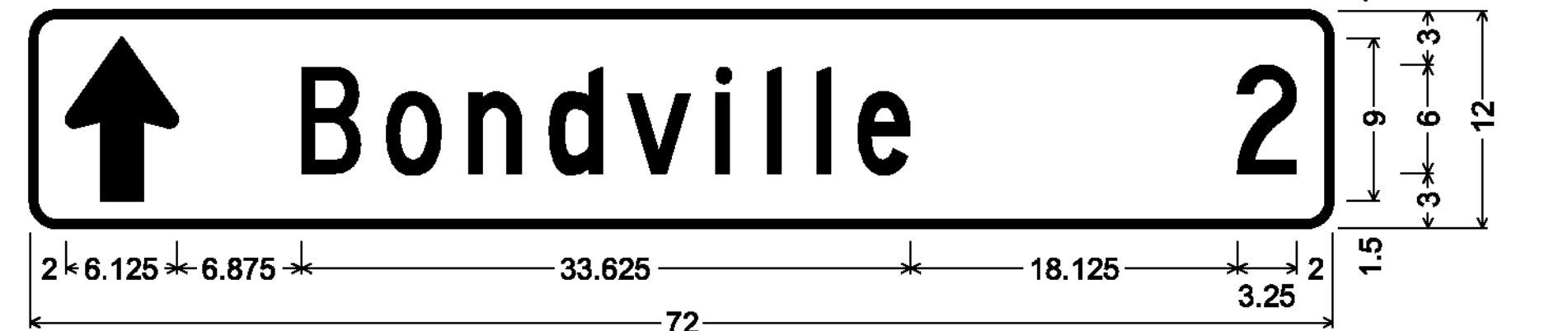
1.500" Radius, 0.375" Border, White on Green;
[Magic Mtn.] B; [9] C; Standard Arrow Custom 9.000" X 6.125" 0°;



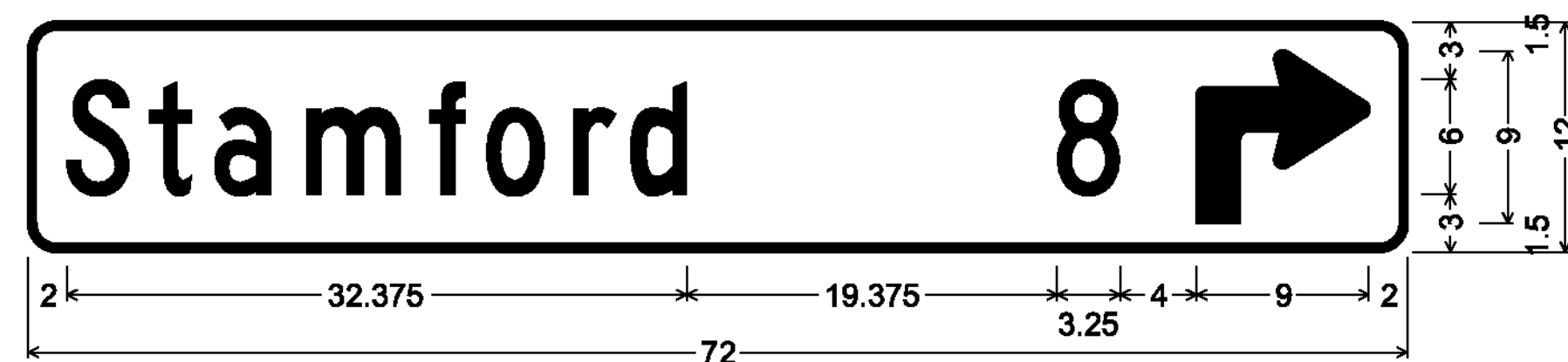
1.500" Radius, 0.375" Border, White on Green;
90 Deg Advanced Turn Arrow Custom 9.000" X 9.000"; [Jacksonville] C 80% spacing; [14] C;



1.500" Radius, 0.375" Border, White on Green;
[Ski Areas] C; Standard Arrow Custom 9.000" X 6.125" 0°;



1.500" Radius, 0.375" Border, White on Green;
Standard Arrow Custom 9.000" X 6.125" 90°; [Bondville] C; [2] C;



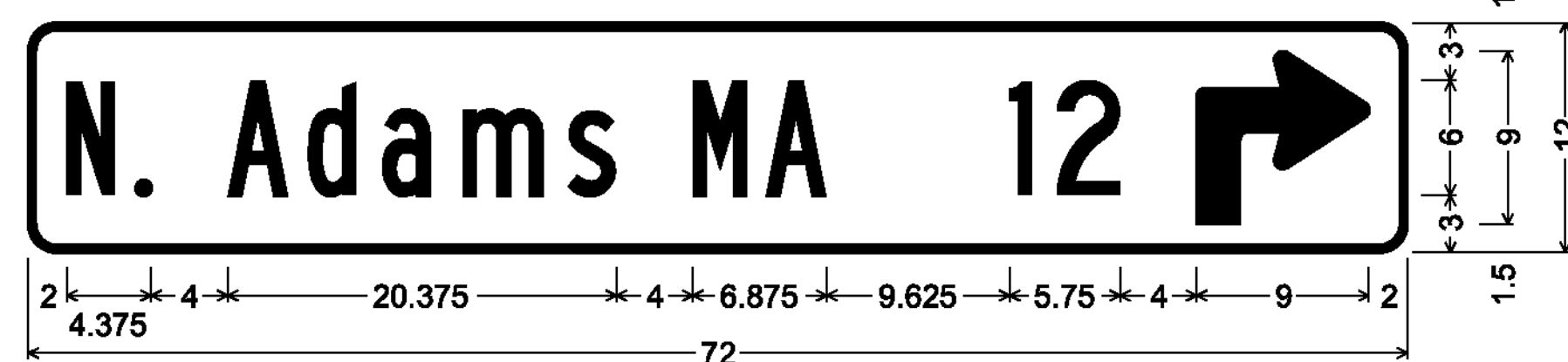
1.500" Radius, 0.375" Border, White on Green;
[Stamford] C; [8] C; 90 Deg Advanced Turn Arrow Custom 9.000" X 9.000°;



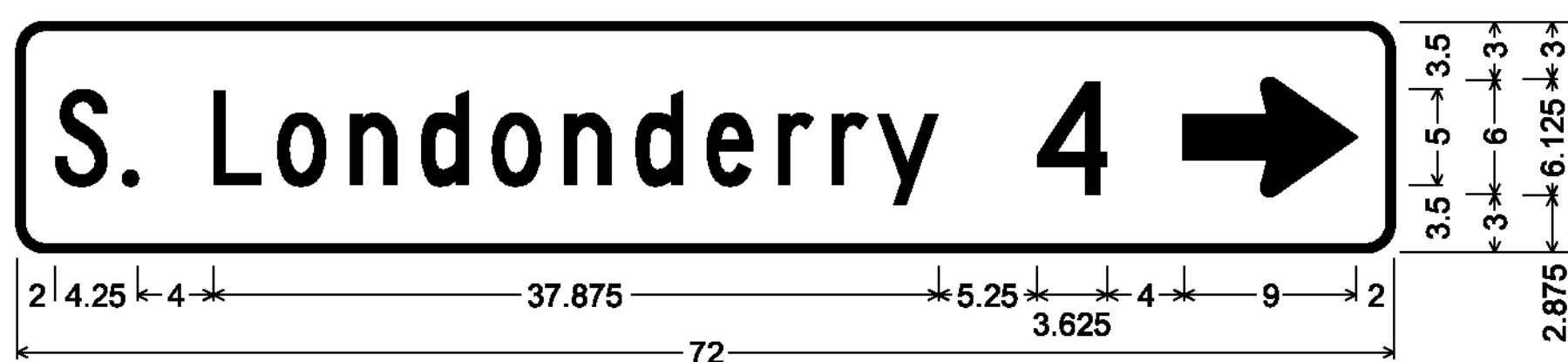
1.500" Radius, 0.375" Border, White on Green;
[Brattleboro] C; [24] C; Standard Arrow Custom 9.000" X 6.125" 0°;



1.500" Radius, 0.375" Border, White on Green;
Standard Arrow Custom 9.000" X 6.125" 90°; [Manchester] C; [15] C;



1.500" Radius, 0.375" Border, White on Green;
[N. Adams MA] B; [12] C; 90 Deg Advanced Turn Arrow Custom 9.000" X 9.000°;



1.500" Radius, 0.375" Border, White on Green;
[S. Londonderry] C; [4] C; Standard Arrow Custom 9.000" X 6.125" 0°;



1.500" Radius, 0.375" Border, White on Green;
Standard Arrow Custom 9.000" X 6.125" 90°; [Ski Areas] C;



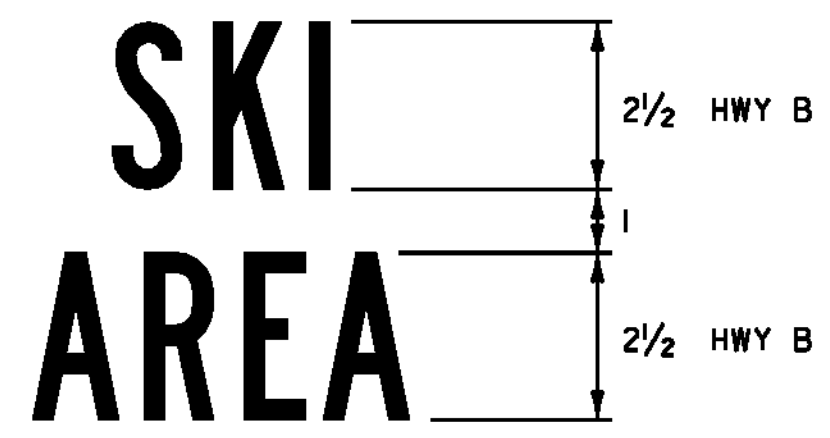
1.500" Radius, 0.375" Border, White on Green;
Standard Arrow Custom 9.000" X 6.125" 180°; [Bennington] C; [14] C;



1.500" Radius, 0.375" Border, White on Green;
[Londonderry] C; [7] C; Standard Arrow Custom 9.000" X 6.125" 0°;



1.500" Radius, 0.375" Border, White on Green;
Standard Arrow Custom 9.000" X 6.125" 90°; [Jamaica] C; [5] C;



ALL SIGNS ON THIS PAGE ARE SIGN CODE VDI-IA

NOT TO SCALE

- NOTES
- ALL DIMENSIONS SHOWN IN INCHES, EXCEPT WHERE NOTED.
 - SEE SHEET 4 FOR ADDITIONAL DESTINATION SIGN DETAILS.

PROJECT NAME:	STATEWIDE SW REGION
PROJECT NUMBER:	STPG SIGN (4I)
FILE NAME:	I2CI18.SD_6
PROJECT LEADER:	A. GAMBLE
DESIGNED BY:	J. KELLY
SIGN DETAILS:	6
PLOT DATE:	I3-FEB-2013
DRAWN BY:	J. KELLY
CHECKED BY:	A. GAMBLE
SHEET:	9 OF 97