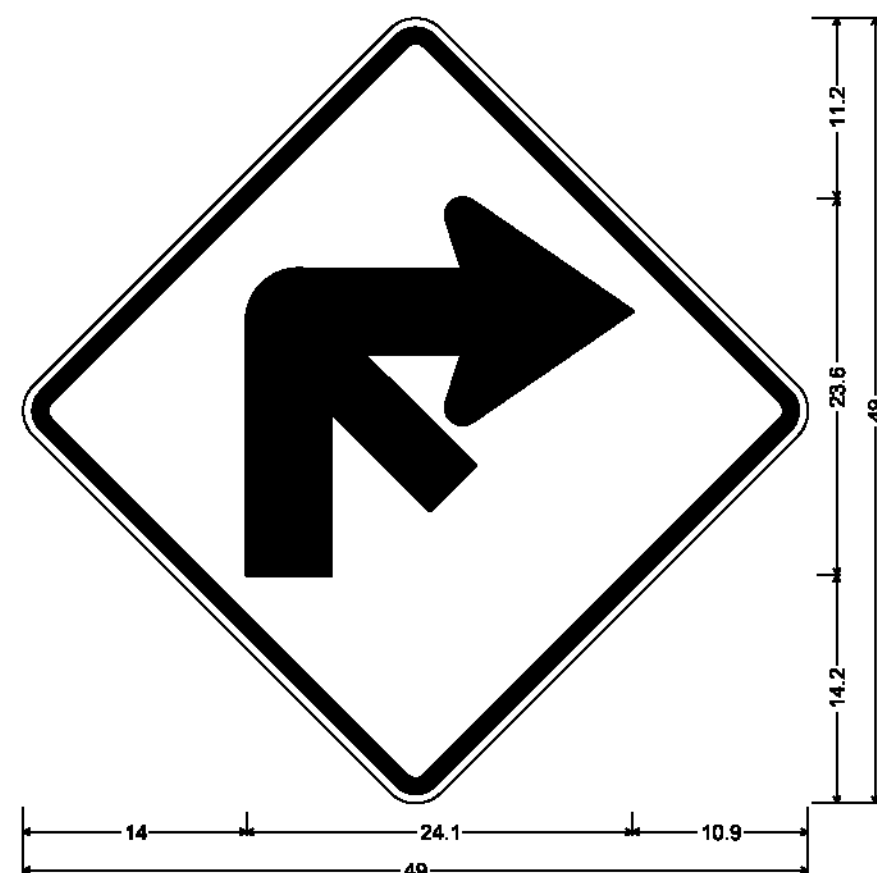



W1-11ML Left Turn, 4' Left Road, 36x36;  
36.0" across sides 2.3" Radius, 0.9" Border, 0.6" Indent, Black on Yellow;




W1-11RM Right Turn, 4' Right Road, 36x36;  
36.0" across sides 2.3" Radius, 0.9" Border, 0.6" Indent, Black on Yellow;



30.000" across sides 1.875" Radius, 0.750" Border, 0.500" Indent, Black on Yellow;  
[HIDDEN] C; [DRIVES] C; [RIGHT] C;

**VW-133R**



30.00" ACROSS SIDES, 1.875" RADIUS, 0.750" BORDER, 0.500" INDENT, BLACK ON YELLOW; [MOOSE] 6" 80% SPACING, [CROSSING] 6" 80% SPACING

VW-000




30.00" ACROSS SIDES, 1.875" RADIUS, 0.750" BORDER, 0.500" INDENT, BLACK ON YELLOW; [HIDDEN] 5", [DRIVE] 5", [RIGHT] 5"

VW-054R




30.00" ACROSS SIDES, 1.875" RADIUS, 0.750" BORDER, 0.500" INDENT, BLACK ON YELLOW; [HIDDEN] 5", [DRIVE] 5", [LEFT] 5"

VW-054L



VW-11MR Left Turn, 4' Right Road, 36x36;  
36.0" across sides 2.3" Radius, 0.9" Border, 0.6" Indent, Black on Yellow;



VW-11RL Right Turn, 4' Left Road, 36x36;  
36.0" across sides 2.3" Radius, 0.9" Border, 0.6" Indent, Black on Yellow;



30.00" ACROSS SIDES, 1.875" RADIUS, 0.750" BORDER, 0.500" INDENT, BLACK ON YELLOW; [HIDDEN] 5", [DRIVES] 5"

VW-060




30.00" ACROSS SIDES, 1.875" RADIUS, 0.750" BORDER, 0.500" INDENT, BLACK ON YELLOW; [TRUCKS] 5", [ENTERING] 5" 80% SPACING

VW-202



30.0" across sides 1.9" Radius, 0.8" Border, 0.5" Indent, Black on Yellow;  
[RECREATION] C; [AREA] C;

VW-622



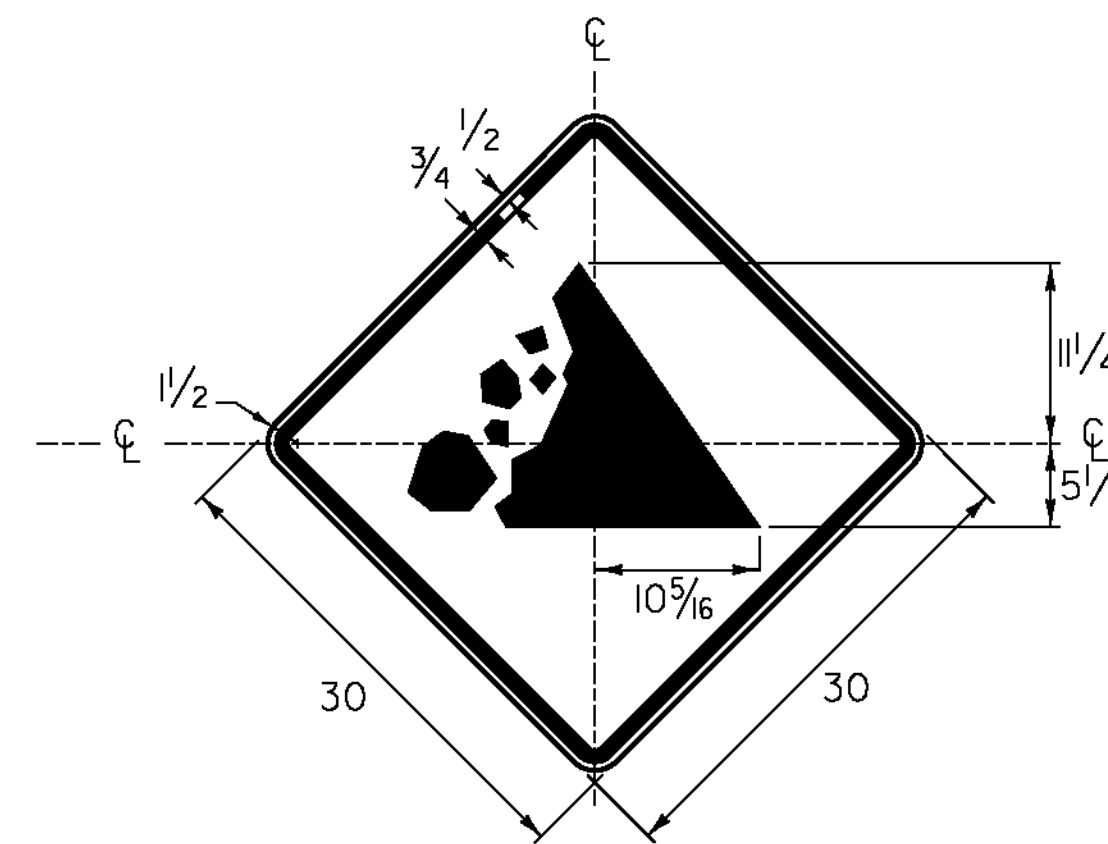
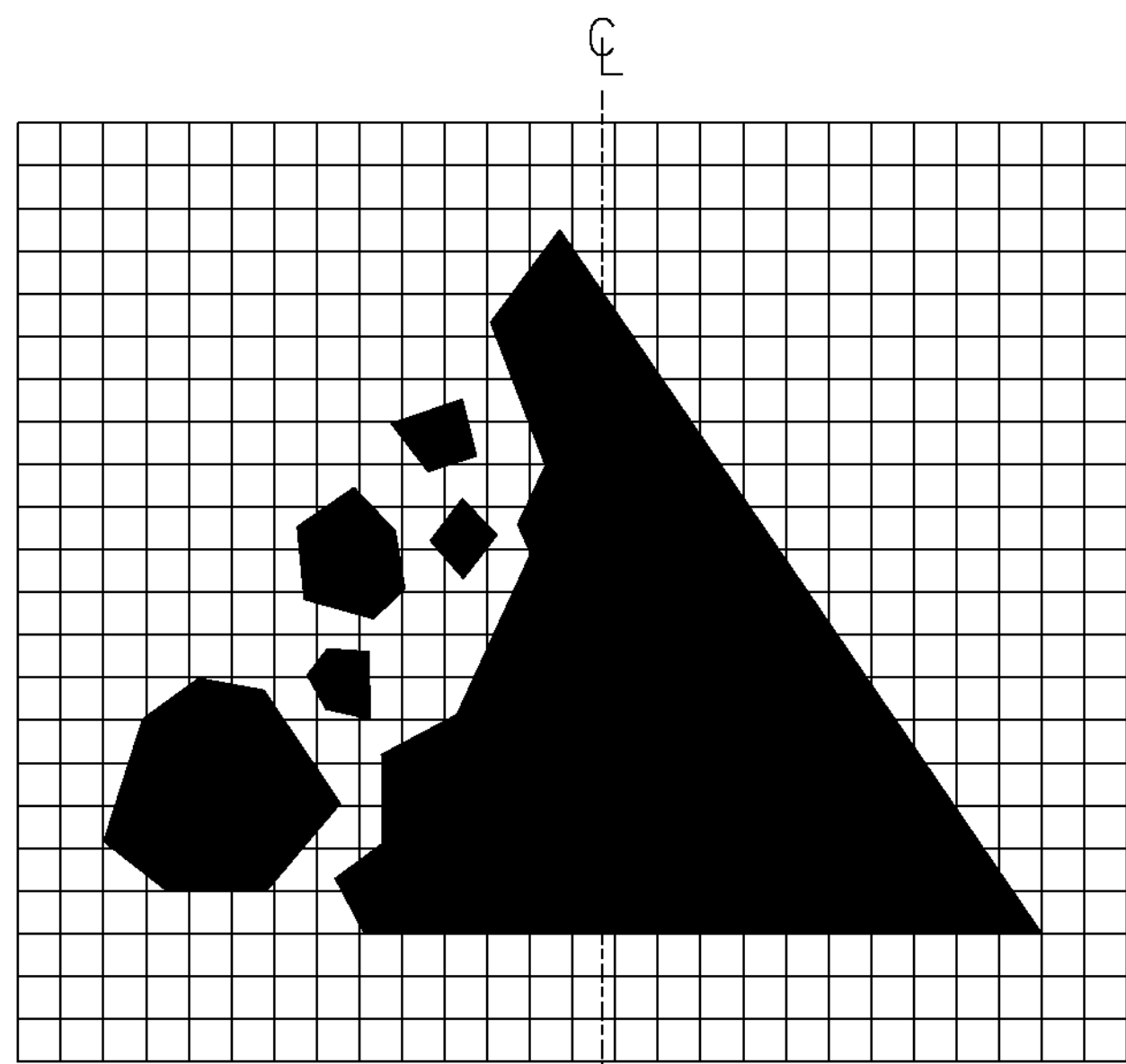
36.000" across sides 2.250" Radius, 0.875" Border, 0.625" Indent, Black on Yellow;  
[SHOULDER] C; [NARROWS] C;

**VW-619**



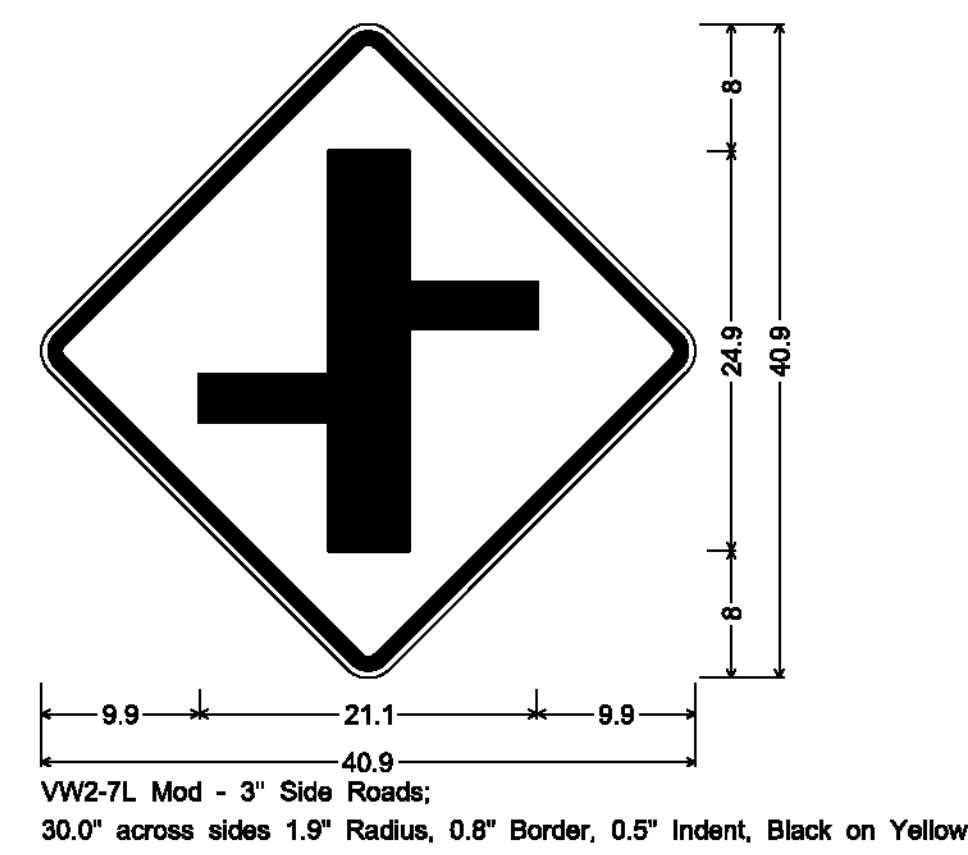
36.000" across sides 2.250" Radius, 0.875" Border, 0.625" Indent, Black on Yellow;  
[UNSAFE] C; [TO PASS] C;

**VW-092**



**VW-285**

SYMBOL AND BORDER - BLACK (NON-REFL.)  
BACKGROUND - YELLOW (REFL.)



VW2-7L Mod - 3" Side Roads;  
30.0" across sides 1.9" Radius, 0.8" Border, 0.5" Indent, Black on Yellow;

ALL DIMENSIONS SHOWN IN INCHES, EXCEPT WHERE NOTED.

NOT TO SCALE

PROJECT NAME:	STATEWIDE SW REGION
PROJECT NUMBER:	STPG SIGN (4I)
FILE NAME:	I2CI18.SD_4
PROJECT LEADER:	A. GAMBLE
DESIGNED BY:	J. KELLY
SIGN DETAILS	4
PLOT DATE:	13-FEB-2013
DRAWN BY:	J. KELLY
CHECKED BY:	A. GAMBLE
SHEET	7 OF 97