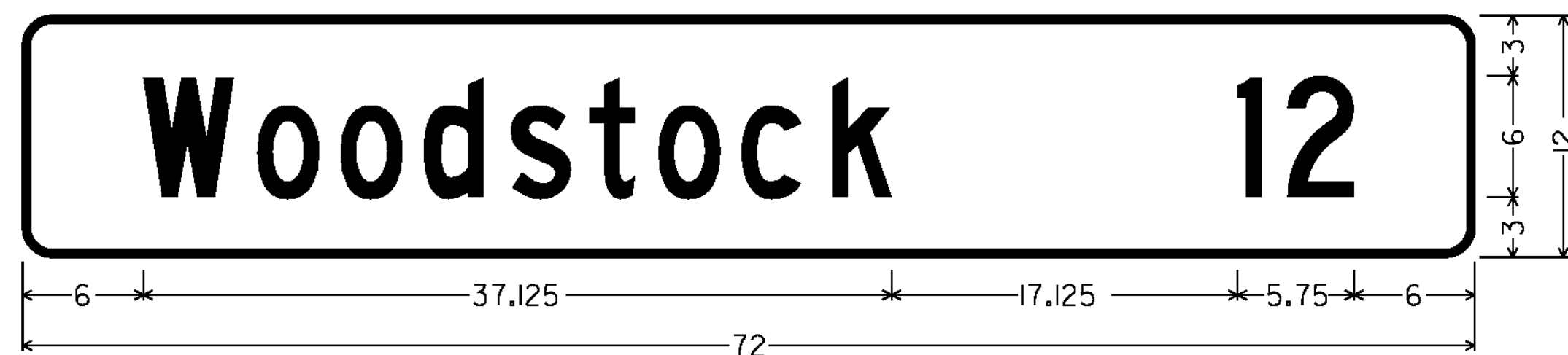


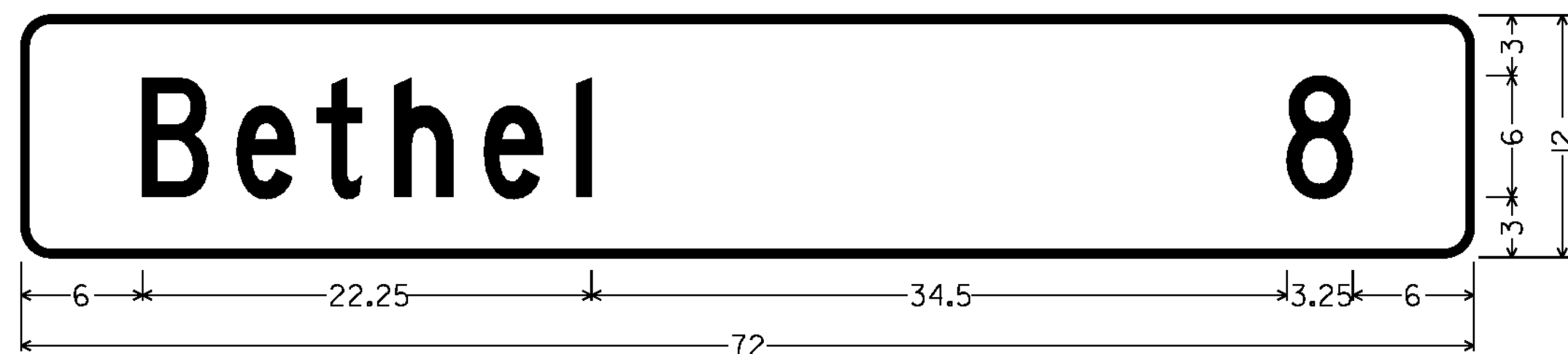
1.500" RADIUS, 0.375" BORDER, WHITE ON GREEN;  
STANDARD ARROW 9.000" X 6.125" @ 90 DEG, [White River Jct.] 5"B, [10] 6"C  
VDI-1A



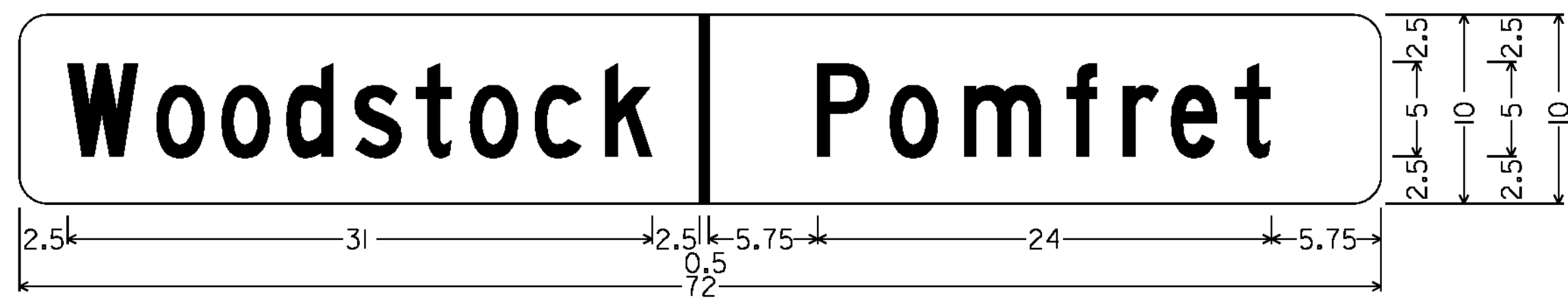
1.500" RADIUS, 0.375" BORDER, WHITE ON GREEN;  
[Woodstock] 6"C, [3] 6"C  
VD2-1



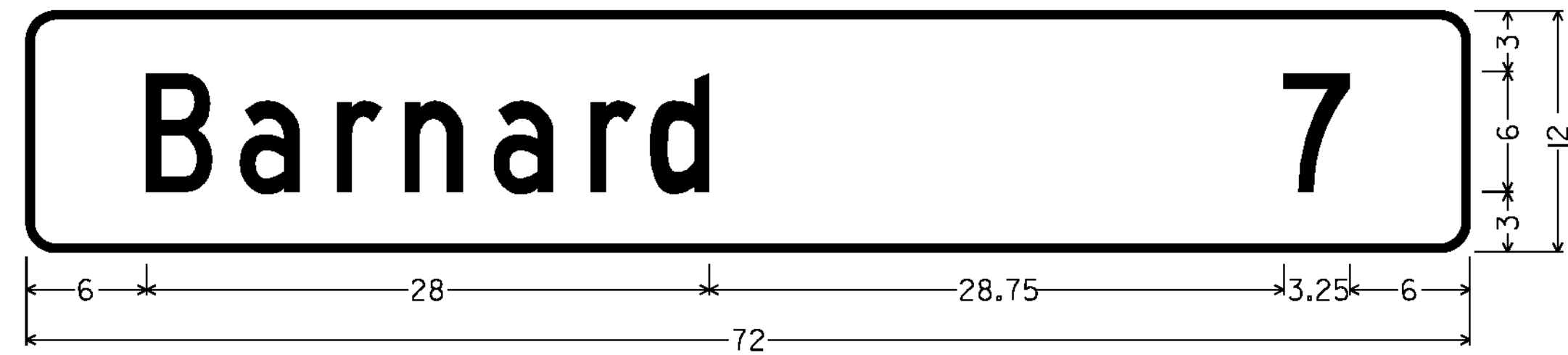
1.500" RADIUS, 0.375" BORDER, WHITE ON GREEN;  
[Woodstock] 6"C, [12] 6"C  
VD2-1




1.500" RADIUS, 0.375" BORDER, WHITE ON GREEN;  
[Bethel] 6"C, [8] 6"C  
VD2-1



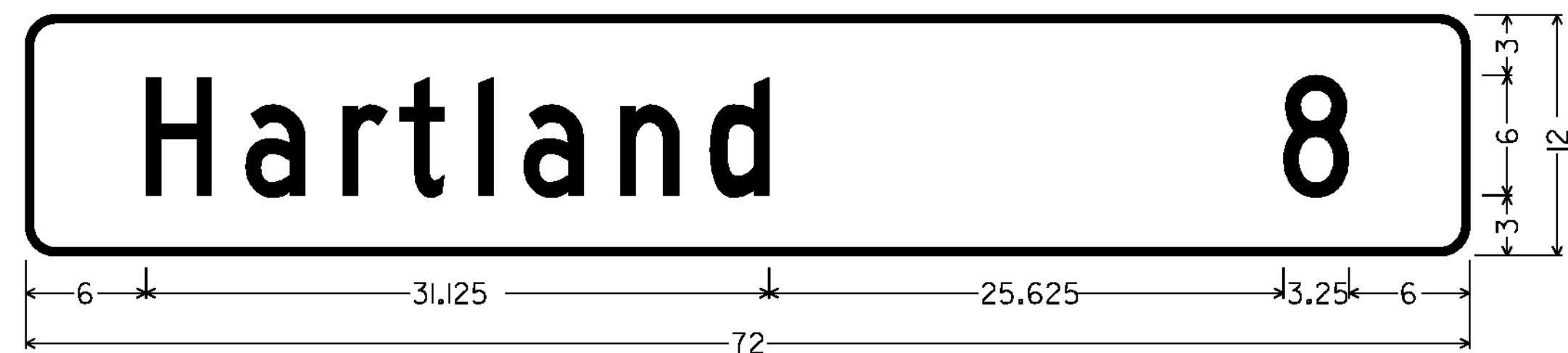
1.500" RADIUS, NO BORDER, WHITE ON GREEN;  
[Woodstock] 5"C, [Pomfret] 5"C  
VD-024



1.500" RADIUS, 0.375" BORDER, WHITE ON GREEN;  
[Barnard] 6"C, [7] 6"C  
VD2-1



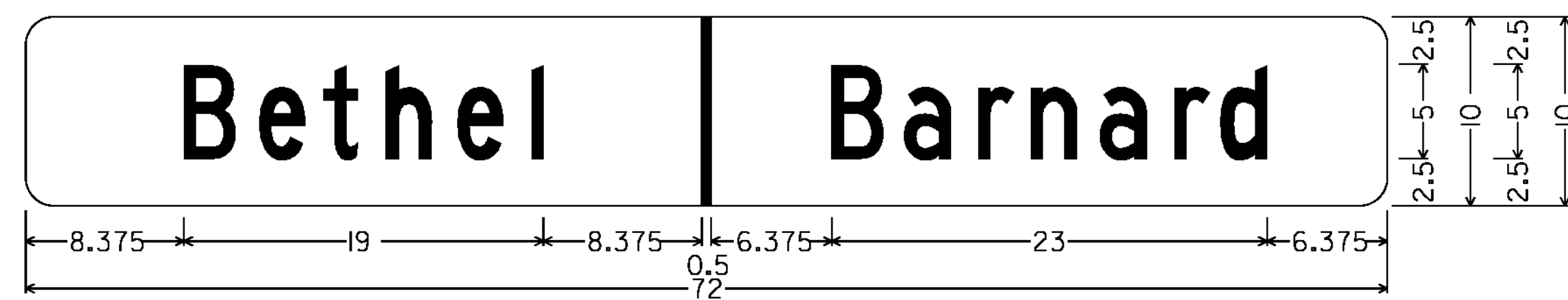
1.500" RADIUS, 0.375" BORDER, WHITE ON GREEN;  
[Barnard] 6"C, [6] 6"C  
VD2-1



1.500" RADIUS, 0.375" BORDER, WHITE ON GREEN;  
[Hartland] 6"C, [8] 6"C  
VD2-1



1.500" RADIUS, 0.375" BORDER, WHITE ON GREEN;  
[Windsor] 6"C, [13] 6"C  
VD2-1



1.500" RADIUS, NO BORDER, WHITE ON GREEN;  
[Bethel] 5"C, [Barnard] 5"C  
VD-024

ALL DIMENSIONS SHOWN IN INCHES, UNLESS OTHERWISE NOTED.

NOT TO SCALE

PROJECT NAME: HARTLAND - BETHEL	
PROJECT NUMBER: STPG SIGN (40)	
FILE NAME: I2CI16.SD.7	PLOT DATE: 26-JUN-2012
PROJECT LEADER: A. GAMBLE	DRAWN BY: M. MILLER
DESIGNED BY: M. MILLER	CHECKED BY: A. GAMBLE
SIGN DETAILS 7	SHEET 10 OF 85