








DIRECTION	MILEPOINT	LOCATION CODE (SHEET 2)	SIGN CODE	WIDTH (IN)	HEIGHT (IN)	SHEETING REMARKS	SIGN LEGEND	NEW SIGNS		EXISTING SIGNS				EXIST POST		NUMBER OF NEW POSTS	SQUARE STEEL (IN)			TUBULAR STEEL Ø (IN)				SIGN FRAME REQUIRED	REMARKS	SIGN DETAIL LOCATION		
								"A"	"B"	RETAIN	SALVAGE FROM	SALVAGE TO	REMOVE	RETAIN	REMOVE		1.75	2.00	2.50	3.00	3.50	4.00	5.00			SHSM	PROJECT SHEET #	STANDARD SHEET #
																	(LB / FT)			(LB / FT)								
GRAND ISLE US-2 WB							FY-FLUORESCENT YELLOW FYG-FLUORESCENT YELLOW GREEN																"SHSM"-STANDARD HIGHWAY SIGNS AND MARKINGS					
		E/F	D3-1	UNK.	UNK.		DONALDSON RD TH4						1															
WB	5.335	H	R1-1	30	30		 12/02/14	6.25							1	15.00 X								DONALDSON RD (TH-4); REQUIRES VEGETATION CLEARING	X			
WB	5.335	G/H	D3-1	42	12		 11/25/14	3.50							2	11.75 X 12.00								DONALDSON RD (TH-4); MOUNT TO STREET NAME SIGN WITH BRACKET		13		
		E/F	D3-1	66	12		 11/25/14	5.50																DONALDSON RD (TH-4); FIELD LOCATE FOR VISIBILITY FROM ROUTE 2		14		
WB	5.016	F	S3-1T	30	30							1		X		15.50 15.75												
		F	S3-1	36	36	FYG	 11/25/14	9.00							2	X									X			
WB	4.807	F	VW-092	30	30							1		X		14.50 14.75												
		F	VW-092	36	36		 11/25/14	9.00							2	X											11	
WB	4.788	F	VD-062AL	72	16		BUSINESS SIGN			1					X													
		F	VD-062B	72	16		BUSINESS SIGN			1																		
		F	VD-062AL	72	16		BUSINESS SIGN			1																		
WB	4.615	F	M2-1	21	15	GRN/WHT	 11/26/14	2.19							1	X 15.00									X			
		F	M1-5	30	24	GRN/WHT		5.00																INSTALL 300 FT EAST OF DESTINATION ASSEMBLY	X			
WB	4.558	F	D1-1A	72	10		D-BOARD ASSEMBLY					1		X														
		F	D1-1M	72	10							1																
SIGN SUMMARY SHEET							SHEET TOTALS	40.44	0.00	3	0	0	5	0	0	8	14.25 120.0	0	0.0	0.0	0.0	0.0		PROJECT NAME: ALBURGH-COLCHESTER				
								SF	SF	EA	EA	EA	EA	EA	EA	EA	FT	EA	LB	LB	LB	LB		PROJECT NUMBER: STPG SIGN(45)				
VERMONT AGENCY OF TRANSPORTATION							TOWN DIRECTIONAL TOTALS	409.7	0.0	14	0	0	69	0	0	51	765.0	0		0.0				FILE NAME: 6 GRAND ISLE US2 WB TSS.xls	PLOT DATE: 4/28/2014			
																							PROJECT MANAGER: D. BRYANT	DRAWN BY: J. BLANCHARD				
																							DESIGNED BY: B. TOOTHAKER	CHECKED: K. KERN				
																							GRAND ISLE WB SHEET 2	SHEET 97	OF 167			