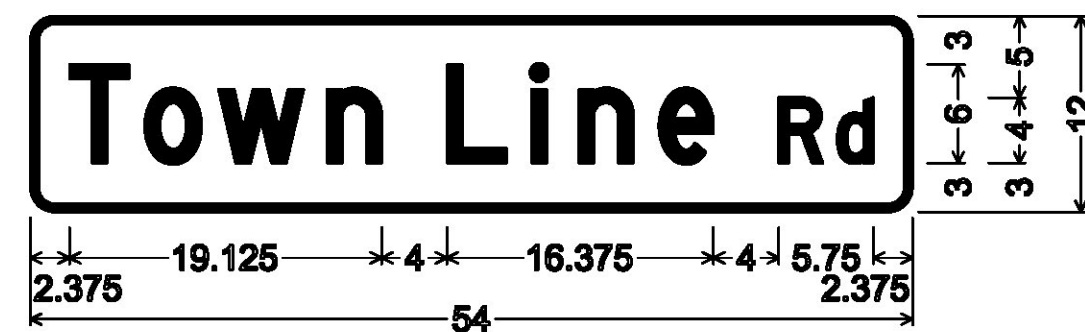


DOUBLE-SIDED STREET SIGN (GRAND ISLE);  
1.500" Radius, 0.500" Border, White on Green;  
"Allen" D; "Rd" D;



DOUBLE-SIDED STREET SIGN (GRAND ISLE);  
1.500" Radius, 0.500" Border, White on Green;  
"Pearl" C; "St" C; "TH17" C;



DOUBLE-SIDED STREET SIGN (GRAND ISLE);  
1.500" Radius, 0.500" Border, White on Green;  
"Town Line" D; "Rd" D;



DOUBLE-SIDED STREET SIGN (GRAND ISLE);  
1.500" Radius, 0.500" Border, White on Green;  
"Donaldson" D; "Rd" D; "TH4" D;



DOUBLE-SIDED STREET SIGN (GRAND ISLE);  
1.500" Radius, 0.500" Border, White on Green;  
"E" D; "Shore" D; "S" D; "TH3" D;



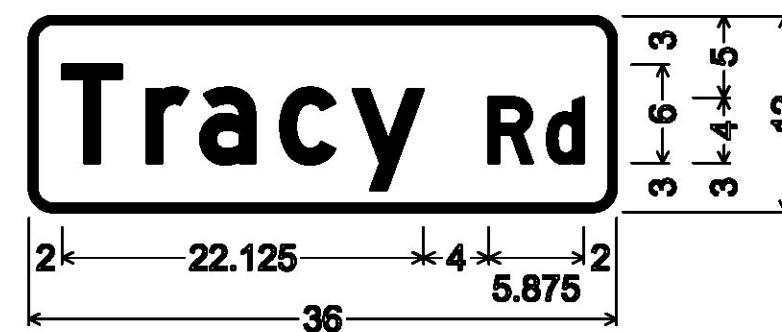
DOUBLE-SIDED STREET SIGN (GRAND ISLE);  
1.500" Radius, 0.500" Border, White on Green;  
"E" D; "Shore" D; "N" D; "TH6" D;



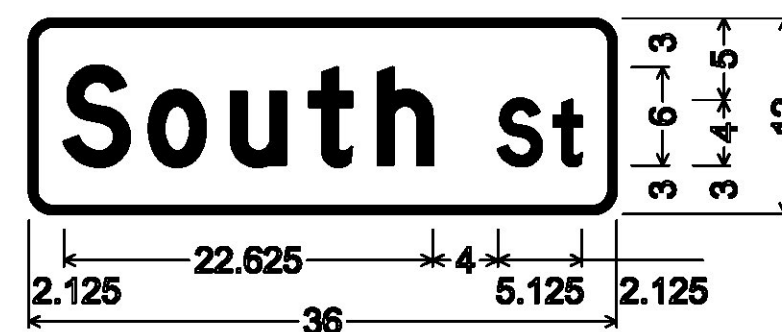
DOUBLE-SIDED STREET SIGN (GRAND ISLE);  
1.500" Radius, 0.500" Border, White on Green;  
"Faywood" D; "Rd" D; "TH9" D;



DOUBLE-SIDED STREET SIGN (GRAND ISLE);  
1.500" Radius, 0.500" Border, White on Green;  
"East Shore" D; "N" D; "TH 9" D;



DOUBLE-SIDED STREET SIGN (SOUTH HERO);  
1.500" Radius, 0.500" Border, White on Green;  
"Tracy" D; "Rd" D;



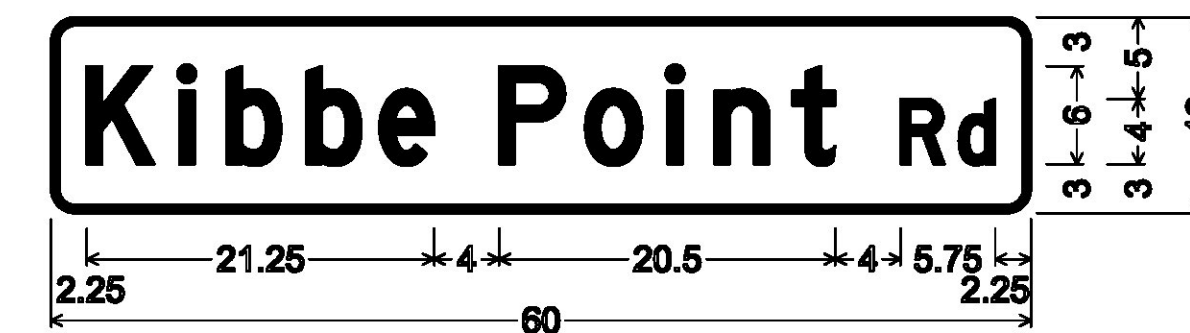
DOUBLE-SIDED STREET SIGN (SOUTH HERO);  
1.500" Radius, 0.500" Border, White on Green;  
"South" D; "St" D;



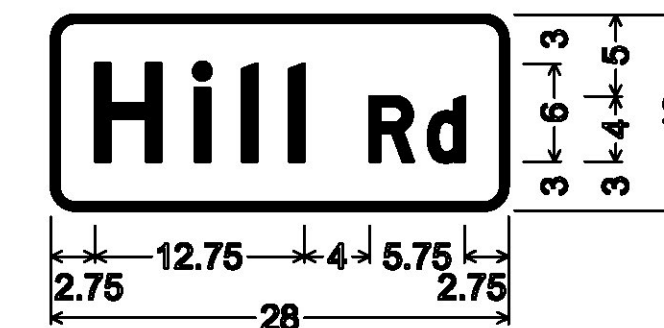
DOUBLE-SIDED STREET SIGN (SOUTH HERO);  
1.500" Radius, 0.500" Border, White on Green;  
"Peters Farm" D; "Rd" D;



DOUBLE-SIDED STREET SIGN (SOUTH HERO);  
1.500" Radius, 0.500" Border, White on Green;  
"Landon" D; "Rd" D;



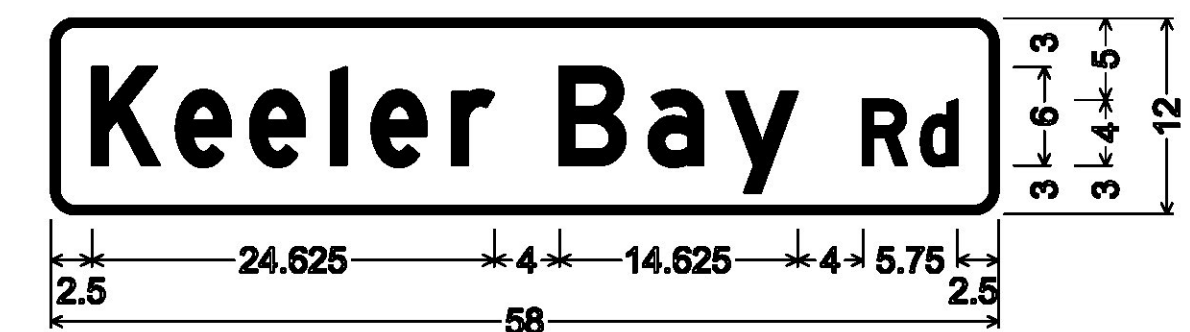
DOUBLE-SIDED STREET SIGN (SOUTH HERO);  
1.500" Radius, 0.500" Border, White on Green;  
"Kibbe Point" D; "Rd" D;




DOUBLE-SIDED STREET SIGN (SOUTH HERO);  
1.500" Radius, 0.500" Border, White on Green;  
"Hill" D; "Rd" D;



DOUBLE-SIDED STREET SIGN (SOUTH HERO);  
1.500" Radius, 0.500" Border, White on Green;  
"Lavigne" C; "Rd" C;



DOUBLE-SIDED STREET SIGN (SOUTH HERO);  
1.500" Radius, 0.500" Border, White on Green;  
"Keeler Bay" D; "Rd" D;



DOUBLE-SIDED STREET SIGN (MILTON);  
1.500" Radius, 0.500" Border, White on Green;  
"Rainbow" C; "Pl" C;

ALL SIGNS ON THIS PAGE ARE SIGN CODE D3-1  
(ALL SIGNS ARE DOUBLE - SIDED)

ALL DIMENSIONS SHOWN IN INCHES, EXCEPT WHERE NOTED.  
NOT TO SCALE

TYLIN INTERNATIONAL

PROJECT NAME: ALBURGH-COLCHESTER  
PROJECT NUMBER: STPG SIGN(45)

FILE NAME: z12b530\_SD03.dgn  
PROJECT LEADER: D. BRYANT  
DESIGNED BY: B. TOOTHAKER  
SIGN DETAILS II

PLOT DATE: 4/15/2014  
DRAWN BY: J. BLANCHARD  
CHECKED BY: K. KERN  
SHEET 14 OF 167