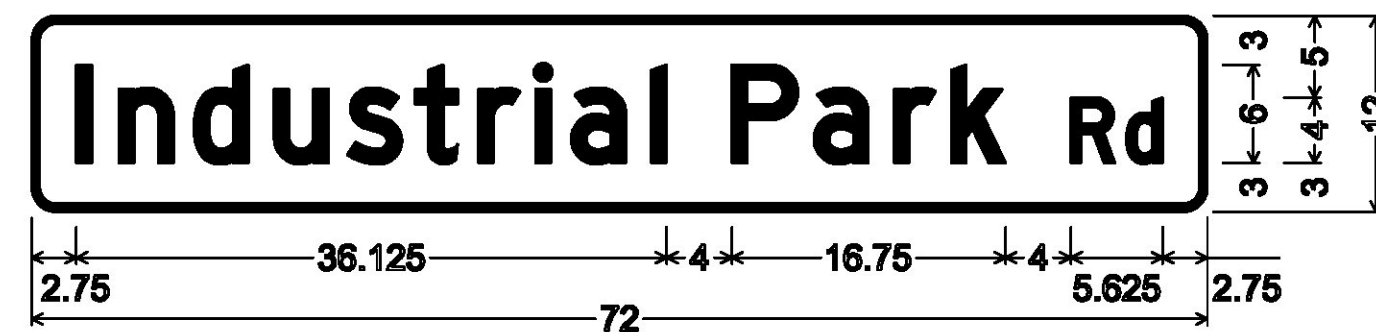
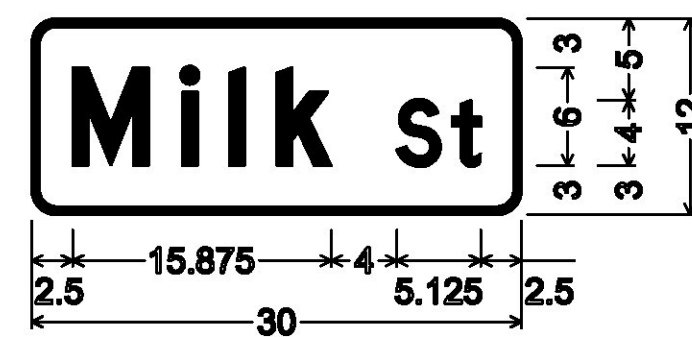


DOUBLE-SIDED STREET SIGN (ALBURGH);
1.500" Radius, 0.500" Border, White on Green;
"Peterson" C 80% spacing;
"Pl" C 80% spacing;



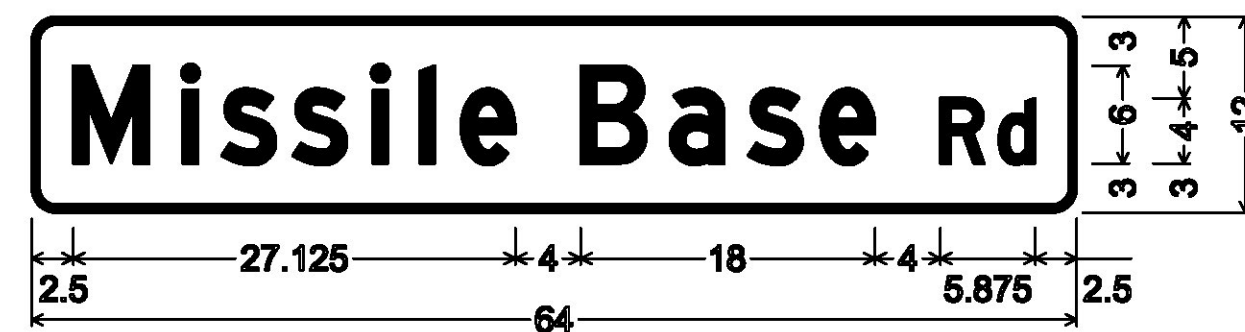
DOUBLE-SIDED STREET SIGN (ALBURGH);
1.500" Radius, 0.500" Border, White on Green;
"Industrial Park" D 80% spacing; "Rd" D 80% spacing;



DOUBLE-SIDED STREET SIGN (ALBURGH);
1.500" Radius, 0.500" Border, White on Green;
"Milk" D; "St" D;



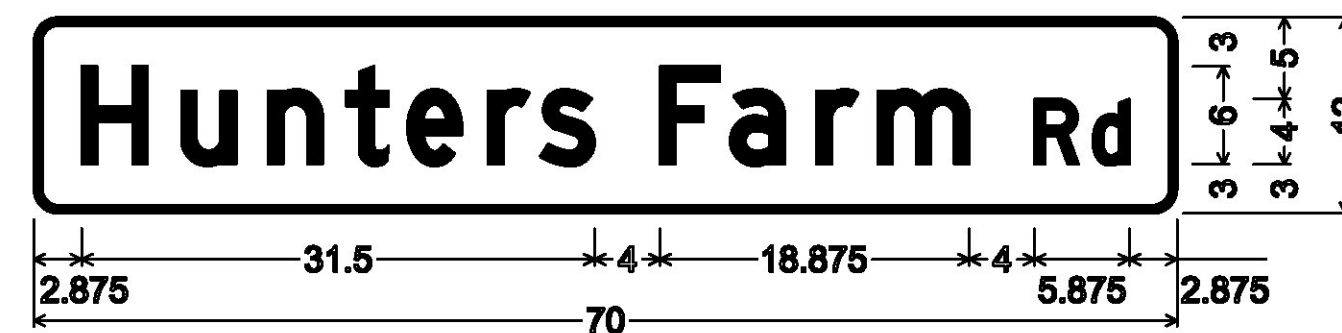
DOUBLE-SIDED STREET SIGN (ALBURGH);
1.500" Radius, 0.500" Border, White on Green;
"Champlain" D; "St" D;




DOUBLE-SIDED STREET SIGN (ALBURGH);
1.500" Radius, 0.500" Border, White on Green;
"Missile Base" D; "Rd" D;



DOUBLE-SIDED STREET SIGN (ALBURGH);
1.500" Radius, 0.500" Border, White on Green;
"Border" D; "Rd" D;



DOUBLE-SIDED STREET SIGN (ALBURGH);
1.500" Radius, 0.500" Border, White on Green;
"Hunters Farm" D; "Rd" D;



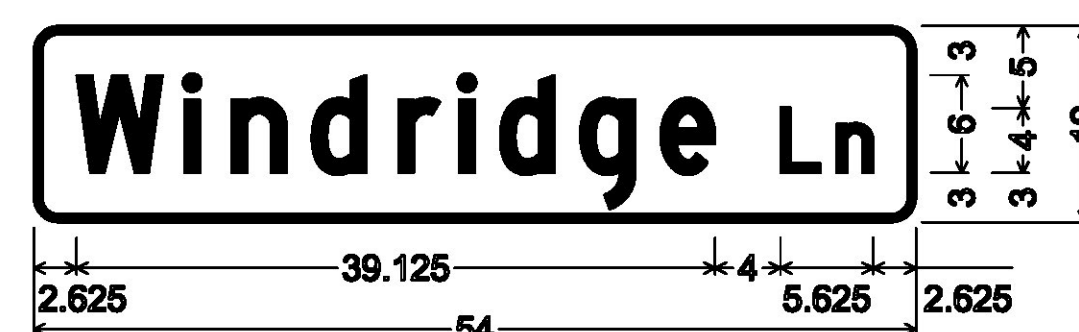
DOUBLE-SIDED STREET SIGN (NORTH HERO);
1.500" Radius, 0.500" Border, White on Green;
"Blockhouse Point" C; "Rd" C;



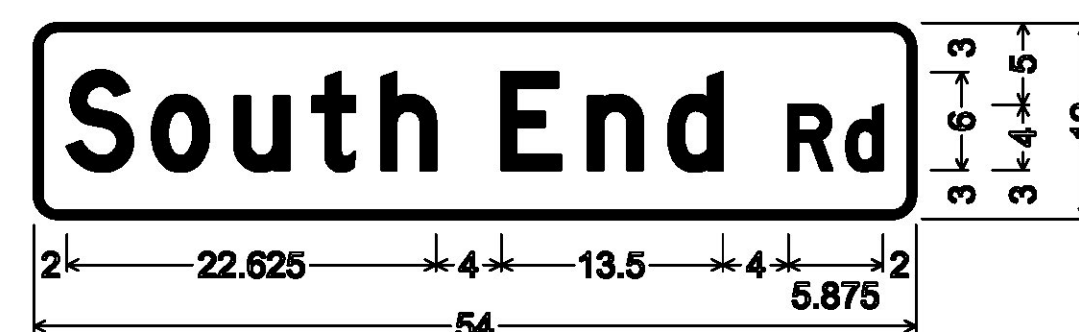
DOUBLE-SIDED STREET SIGN (NORTH HERO);
1.500" Radius, 0.500" Border, White on Green;
"Station" D 80% spacing; "Rd" D;



DOUBLE-SIDED STREET SIGN (NORTH HERO);
1.500" Radius, 0.500" Border, White on Green;
"Sunset View" D; "Rd" D;



DOUBLE-SIDED STREET SIGN (NORTH HERO);
1.500" Radius, 0.500" Border, White on Green;
"Windridge" D; "Ln" D;



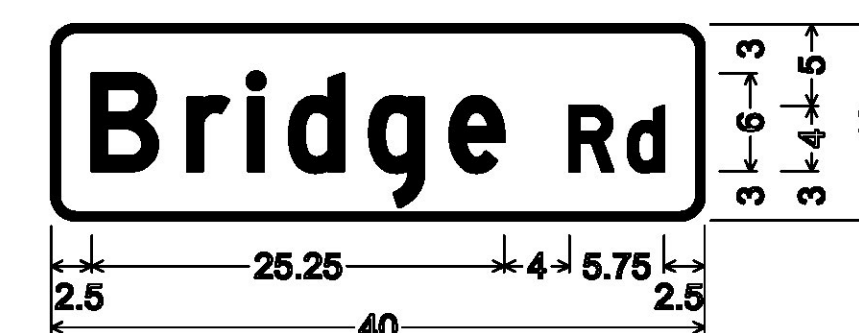
DOUBLE-SIDED STREET SIGN (NORTH HERO);
1.500" Radius, 0.500" Border, White on Green;
"South End" D; "Rd" D;



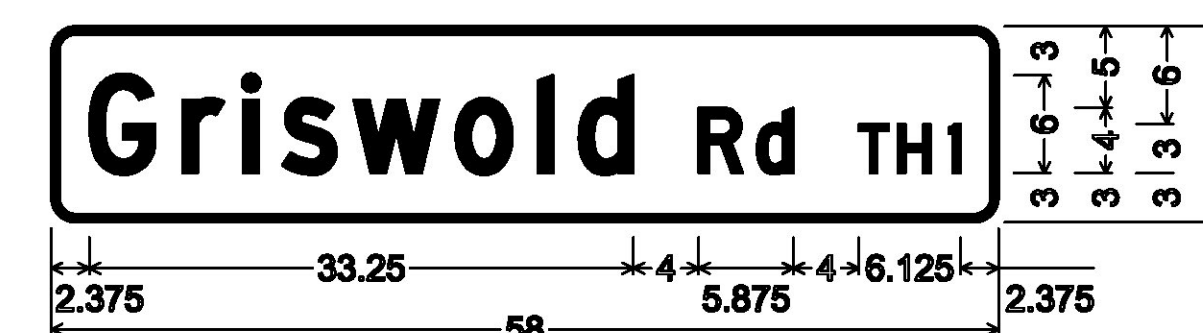
DOUBLE-SIDED STREET SIGN (NORTH HERO);
1.500" Radius, 0.500" Border, White on Green;
"Lakeview" D; "Dr" D;



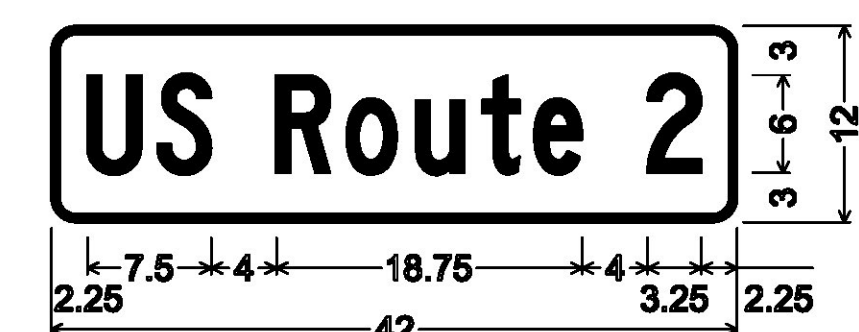
DOUBLE-SIDED STREET SIGN (NORTH HERO);
1.500" Radius, 0.500" Border, White on Green;
"Jerusalem" D; "Pl" D;



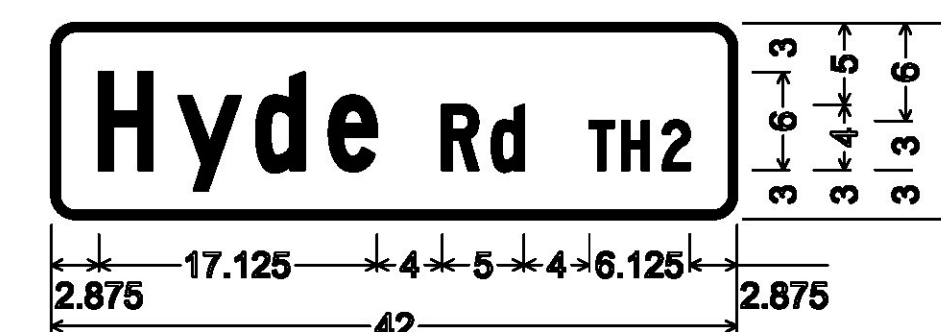
DOUBLE-SIDED STREET SIGN (NORTH HERO);
1.500" Radius, 0.500" Border, White on Green;
"Bridge" D; "Rd" D;



DOUBLE-SIDED STREET SIGN (GRAND ISLE);
1.500" Radius, 0.500" Border, White on Green;
"Griswold" D; "Rd" D; "TH1" D;



DOUBLE-SIDED STREET SIGN (GRAND ISLE);
1.500" Radius, 0.500" Border, White on Green;
"US Route 2" C 80% spacing;



DOUBLE-SIDED STREET SIGN (GRAND ISLE);
1.500" Radius, 0.500" Border, White on Green;
"Hyde" C; "Rd" C; "TH2" C; ALL DIMENSIONS SHOWN IN INCHES, EXCEPT WHERE NOTED.
NOT TO SCALE

ALL SIGNS ON THIS PAGE ARE SIGN CODE D3-1
(ALL SIGNS ARE DOUBLE - SIDED)

TYLIN INTERNATIONAL

PROJECT NAME: ALBURGH-COLCHESTER
PROJECT NUMBER: STPG SIGN(45)

FILE NAME: z12b530_S003.dgn
PROJECT LEADER: D. BRYANT
DESIGNED BY: B. TOOTHAKER
SIGN DETAILS 10

PLOT DATE: 4/15/2014
DRAWN BY: J. BLANCHARD
CHECKED BY: K. KERN
SHEET 13 OF 167