

17 RETAIN EXISTING 18" CPEP (SL)
CLEAN AND FLUSH EXISTING PIPE

TEMPORARY 4 INCH WHITE LINE, PAINT
STA. 59+50.00 - STA. 65+25.00 (SOLID LT & RT)

TEMPORARY 4 INCH YELLOW LINE, PAINT
STA. 59+50.00 - STA. 65+25.00 (SOLID LT & RT)

DURABLE 4 INCH WHITE LINE (SEE OPTION ITEMS)
STA. 59+50.00 - STA. 65+25.00 (SOLID LT & RT)

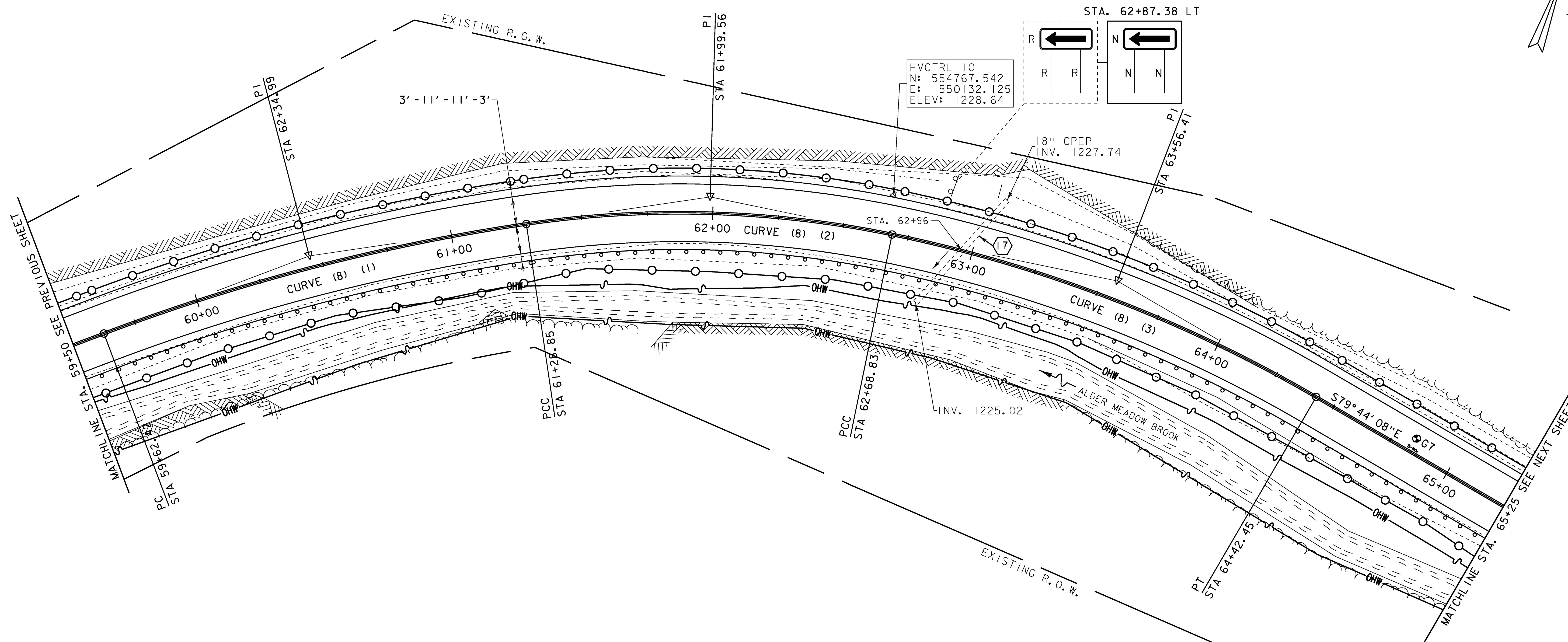
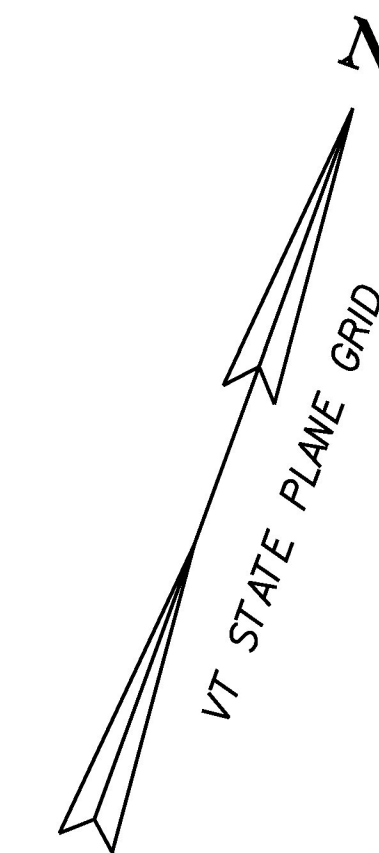
DURABLE 4 INCH YELLOW LINE (SEE OPTION ITEMS)
STA. 59+50.00 - STA. 65+25.00 (SOLID LT & RT)

REMOVAL AND DISPOSAL OF GUARDRAIL
STA. 59+50.00 - STA. 65+25.00 RT

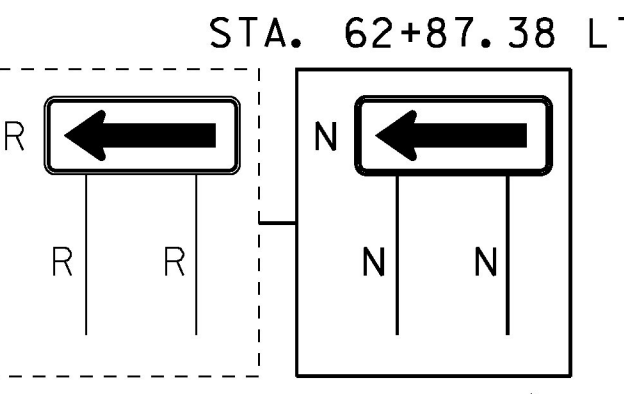
STEEL BEAM GUARDRAIL, GALVANIZED
STA. 59+50.00 - STA. 60+25.00 RT

STEEL BEAM GUARDRAIL, GALVANIZED W/8 FEET POSTS
STA. 60+25.00 - STA. 65+25.00 RT

REMOVING SIGNS
AS SHOWN - I

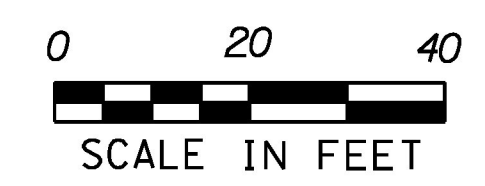


HVCTRL 10
N: 554767.542
E: 1550132.125
ELEV: 1228.64



CURVE (8)
DELTA = 50°56'54"
D = 7°23'35" (1) D = 14°19'26" (2) D = 10°42'34" (3)
R = 775.00' (1) R = 400.00' (2) R = 535.00' (3)
T = 272.57' (1) T = 238.99' (2)
L = 166.43' (1) L = 139.98' (2) L = 173.62' (3)
E = 46.53'

SIGN LEGEND
R = REMOVE
R&S = REMOVE AND SALVAGE
RET = RETAIN
S = SALVAGED
N = NEW
B-B = BACK TO BACK
--- = EXISTING
— = NEW



PROJECT NAME: GRANVILLE	PLOT DATE: 7/8/2015
PROJECT NUMBER: ER STP 013-4 (40)	DRAWN BY: B. BRESLEND
z12b520bdr.dgn	CHECKED BY: J. TUCKER
PROJECT LEADER: J. TUCKER	SHEET 36 OF 141
DESIGNED BY: B. BRESLEND	
PROJECT LAYOUT SHEET 12	