

7 STA. 29+20.62 LT 17.09' TO
 STA. 29+26.62 LT 17.09'
 REMOVE EXISTING HEADWALL
 CONSTRUCT NEW HEADWALL PER STD. D-33
 FOR EXISTING 18" CPEP
 CLEAN AND FLUSH EXISTING PIPE

TEMPORARY 4 INCH WHITE LINE, PAINT
 STA. 26+00.00 - STA. 31+50.00 (SOLID LT & RT)

TEMPORARY 4 INCH YELLOW LINE, PAINT
 STA. 26+00.00 - STA. 31+50.00 (SOLID LT & RT)

DURABLE 4 INCH WHITE LINE (SEE OPTION ITEMS)
 STA. 26+00.00 - STA. 31+50.00 (SOLID LT & RT)

DURABLE 4 INCH YELLOW LINE (SEE OPTION ITEMS)
 STA. 26+00.00 - STA. 31+50.00 (SOLID LT & RT)

REMOVAL AND DISPOSAL OF GUARDRAIL
 STA. 27+84.00 - STA. 31+50.00 RT

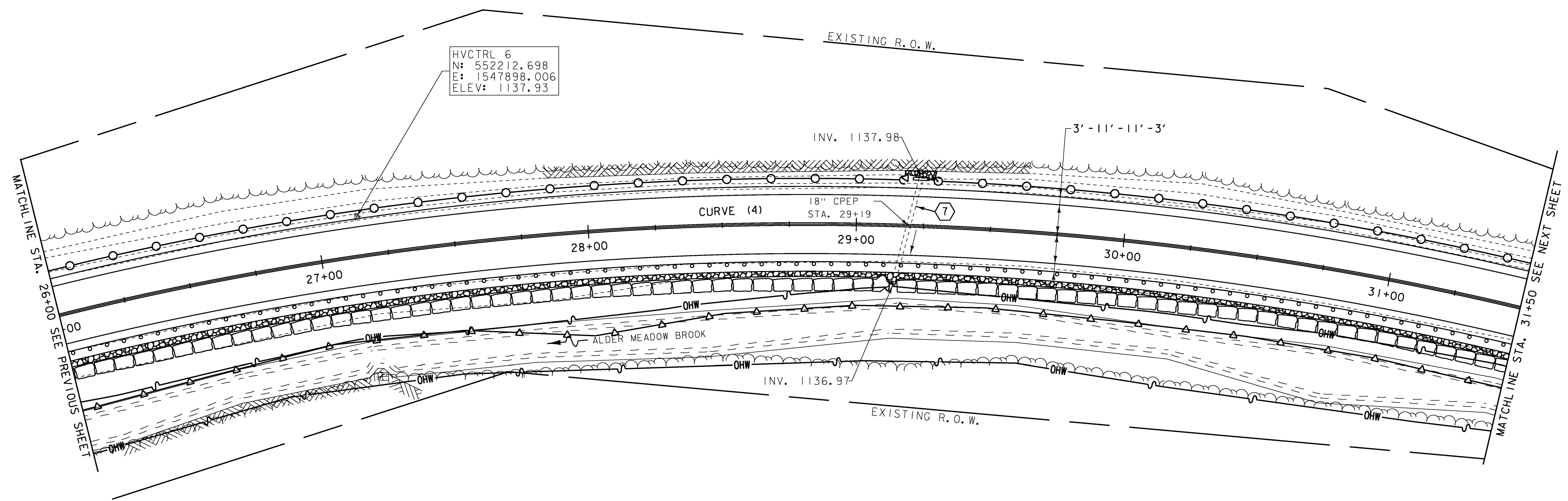
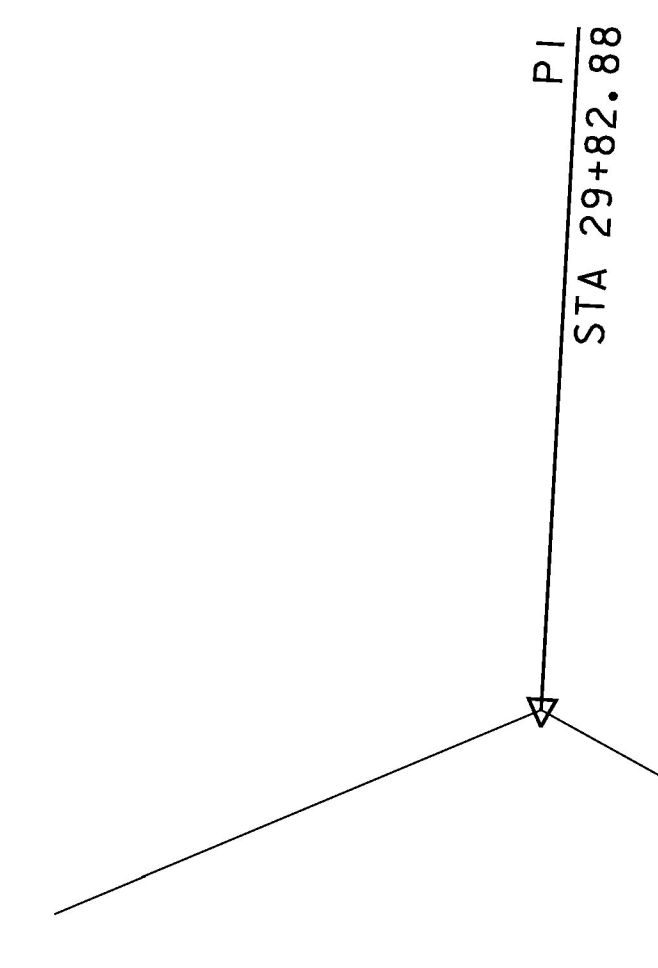

STEEL BEAM GUARDRAIL, GALVANIZED
 STA. 26+00.00 - STA. 31+50.00 RT

STONE FILL, TYPE I
 STA. 29+18.00 - STA. 29+29.00 LT

STONE FILL, TYPE II
 STA. 26+00.00 - STA. 31+50.00 RT

RIPRAP, HEAVY TYPE
 STA. 26+00.00 - STA. 31+50.00 RT

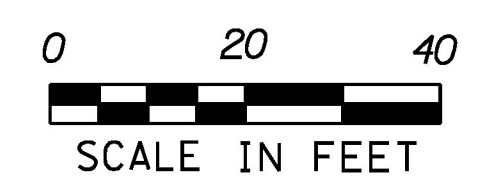
GRUBBING MATERIAL (12")
 STA. 26+00.00 - STA. 31+50.00 RT



HVCTRL 6
 N: 552212.698
 E: 1547898.006
 ELEV: 1137.93

SIGN LEGEND
 R = REMOVE
 R&S = REMOVE AND SALVAGE
 RET = RETAIN
 S = SALVAGED
 N = NEW
 B-B = BACK TO BACK
 --- = EXISTING
 — = NEW

CURVE (4)
 DELTA = 51°40'21"
 D = 4°57'38"
 R = 1155.00'
 T = 559.25'
 L = 1041.64'
 E = 128.27'



PROJECT NAME: GRANVILLE	PLOT DATE: 7/8/2015
PROJECT NUMBER: ER STP 013-4 (40)	DRAWN BY: B. BRESLEND
z12b520bdr.dgn	CHECKED BY: J. TUCKER
PROJECT LEADER: J. TUCKER	SHEET 30 OF 141
DESIGNED BY: B. BRESLEND	
PROJECT LAYOUT SHEET 6	