

STEEL BEAM GUARDRAIL, GALVANIZED W/ 8 FT POSTS
 STA B 153+10 - STA B 155+39 RT
 STA B 154+13 - STA B 155+39 LT
 STA B 159+80 - STA B 161+24 RT
 STA B 161+89 - STA B 163+38 RT

REMOVE AND DISPOSE OF GUARDRAIL
 STA B 152+96 - STA B 155+52 RT

STEEL BEAM GUARDRAIL, GALVANIZED
 STA B 152+97 - STA B 153+10 RT
 STA B 154+00 - STA B 154+13 LT
 STA B 155+39 - STA B 155+52 RT
 STA B 155+39 - STA B 155+52 LT
 STA B 159+67 - STA B 159+80 RT
 STA B 161+24 - STA B 161+37 RT
 STA B 161+76 - STA B 161+89 RT
 STA B 163+38 - STA B 163+51 RT

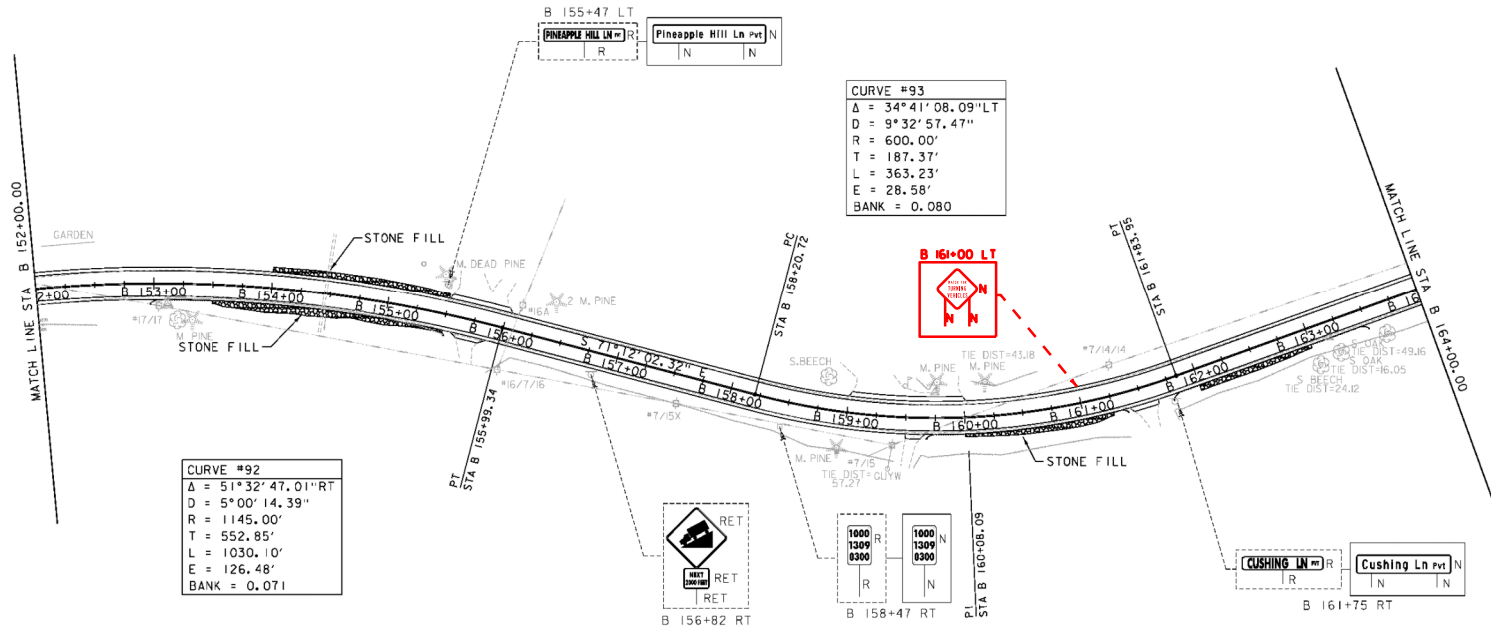
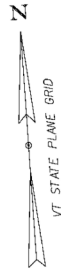
STONE FILL, TYPE I
 STA B 153+50 - STA B 155+50 RT
 STA B 154+00 - STA B 155+50 LT
 STA B 160+00 - STA B 161+25 RT
 STA B 162+00 - STA B 163+00 RT

ANCHOR FOR STEEL BEAM RAIL
 STA B 153+06 RT
 STA B 154+09 LT
 STA B 155+43 RT
 STA B 155+43 LT
 STA B 159+76 RT
 STA B 161+28 RT
 STA B 161+85 RT
 STA B 163+42 RT

GRUBBING MATERIAL
 STA B 153+50 - STA B 155+50 RT
 STA B 154+00 - STA B 155+50 LT
 STA B 160+00 - STA B 161+25 RT
 STA B 162+00 - STA B 163+00 RT

DELINEATOR WITH STEEL POSTS
 STA B 152+97 RT
 STA B 154+00 LT
 STA B 155+52 RT
 STA B 155+52 LT
 STA B 159+67 RT
 STA B 161+37 RT
 STA B 167+76 RT
 STA B 163+51 RT

GEOTEXTILE FOR SILT FENCE
 STA B 153+50 - STA B 155+50 RT
 STA B 154+00 - STA B 155+50 LT
 STA B 160+00 - STA B 161+25 RT
 STA B 162+00 - STA B 163+00 RT



CURVE #92
 $\Delta = 51^{\circ}32'47.01''$ RT
 $D = 5^{\circ}00'14.39''$
 $R = 1145.00'$
 $T = 552.85'$
 $L = 1030.10'$
 $E = 126.48'$
 $BANK = 0.071$

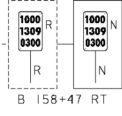
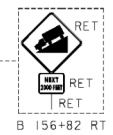
CURVE #93
 $\Delta = 34^{\circ}41'08.09''$ LT
 $D = 9^{\circ}32'57.47''$
 $R = 600.00'$
 $T = 187.37'$
 $L = 363.23'$
 $E = 28.58'$
 $BANK = 0.080$

DURABLE 4 INCH WHITE LINE (SEE OPTION ITEMS)
 STA B 123+92 - STA B 179+62 (SOLID LT)
 STA B 133+01 - STA B 176+30 (SOLID RT)

DURABLE 4 INCH YELLOW LINE (SEE OPTION ITEMS)
 STA B 132+92 - STA B 176+45 (SOLID LT + RT)

TEMPORARY 4 INCH WHITE LINE
 STA B 123+92 - STA B 179+62 (SOLID LT)
 STA B 133+01 - STA B 176+30 (SOLID RT)

TEMPORARY 4 INCH YELLOW LINE
 STA B 132+92 - STA B 176+45 (SOLID LT + RT)



SIGN LEGEND
 R = REMOVE
 S = SALVAGE
 N = NEW
 RET = RETAIN
 T&T = THINNING & TRIMMING
 B-B = BACK TO BACK
 EXISTING = DASHED LINE
 NEW = SOLID LINE



PROJECT NAME:	WARDSBORO-JAMAICA
PROJECT NUMBER:	ER STP 013-1(I17)
FILE NAME:	d2b236_bdr.dgn
PROJECT LEADER:	K. UPWAL
DESIGNED BY:	B. KIPP
PLAN SHEET 46	
PLOT DATE:	2/26/2014
DRAWN BY:	B. KIPP
CHECKED BY:	A. KEMPTON
SHEET	143 OF 444