

STEEL BEAM GUARDRAIL, GALVANIZED W/ 8 FT POSTS

STA B 133+25 - STA B 140+15 RT  
STA B 144+19 - STA B 148+76 RT

REMOVE AND DISPOSE OF GUARDRAIL

STA B 133+10 - STA B 140+35 RT  
STA B 144+07 - STA B 148+88 RT

RELOCATE MAILBOX, SINGLE SUPPORT

STA B 150+91 LT

STEEL BEAM GUARDRAIL, GALVANIZED

STA B 140+15 - STA B 140+28 RT  
STA B 144+06 - STA B 144+19 RT  
STA B 148+76 - STA B 148+89 RT

STONE FILL, TYPE I

STA B 133+75 - STA B 141+00 RT  
STA B 144+50 - STA B 148+00 RT

ANCHOR FOR STEEL BEAM RAIL

STA B 140+19 RT  
STA B 144+15 RT  
STA B 148+80 RT

CRUBBING MATERIAL

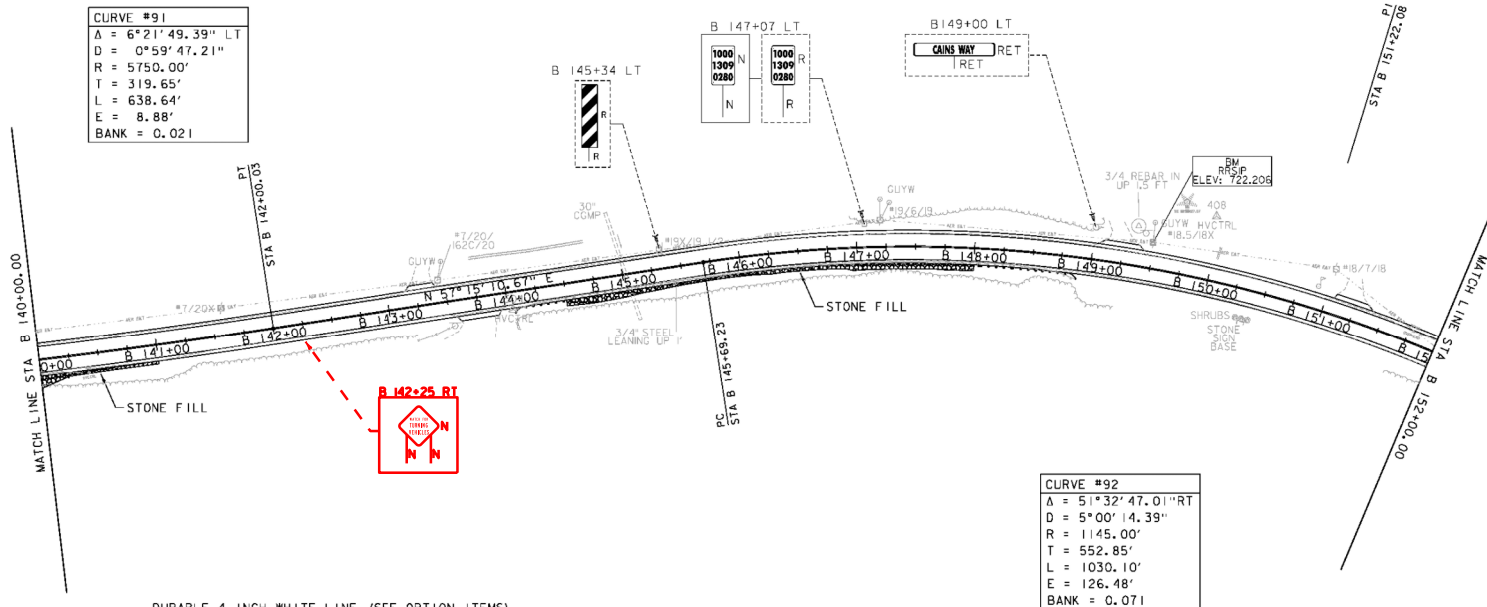
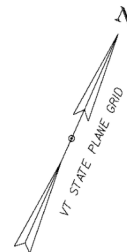
STA B 133+75 - STA B 141+00 RT  
STA B 144+50 - STA B 148+00 RT

DELINEATOR WITH STEEL POSTS

STA B 140+28 RT  
STA B 144+06 RT  
STA B 148+89 RT

GEOTEXTILE FOR SILT FENCE

STA B 133+75 - STA B 141+00 RT  
STA B 144+50 - STA B 148+00 RT



**CURVE #91**  
 $\Delta = 6^\circ 21' 49.39''$  LT  
 $D = 0^\circ 59' 47.21''$   
 $R = 5750.00'$   
 $T = 319.65'$   
 $L = 638.64'$   
 $E = 8.88'$   
 $BANK = 0.021$

**CURVE #92**  
 $\Delta = 51^\circ 32' 47.01''$  RT  
 $D = 5^\circ 00' 14.39''$   
 $R = 1145.00'$   
 $T = 552.85'$   
 $L = 1030.10'$   
 $E = 126.48'$   
 $BANK = 0.071$

DURABLE 4 INCH WHITE LINE (SEE OPTION ITEMS)

STA B 123+92 - STA B 179+62 (SOLID LT)  
STA B 133+01 - STA B 176+30 (SOLID RT)

DURABLE 4 INCH YELLOW LINE (SEE OPTION ITEMS)

STA B 132+92 - STA B 176+45 (SOLID LT + RT)

TEMPORARY 4 INCH WHITE LINE

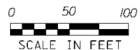
STA B 123+92 - STA B 179+62 (SOLID LT + RT)  
STA B 133+01 - STA B 176+30 (SOLID LT + RT)

TEMPORARY 4 INCH YELLOW LINE

STA B 132+92 - STA B 175+45 (SOLID LT + RT)

SIGN LEGEND

- R = REMOVE
- S = SALVAGE
- N = NEW
- RET = RETAIN
- T&T = THINNING & TRIMMING
- B-B = BACK TO BACK
- EXISTING = DASHED LINE
- NEW = SOLID LINE



PROJECT NAME:	WARDSBORO-JAMAICA
PROJECT NUMBER:	ER STP 013-1(17)
FILE NAME:	d2b236_bdr.dgn
PROJECT LEADER:	K. UPWAL
DESIGNED BY:	B. KIPP
PLAN SHEET 45	CHECKED BY: A. KEMPTON
	SHEET 141 OF 444