

STEEL BEAM GUARDRAIL, GALVANIZED W/ 8 FT POSTS
 STA B 69+92 - STA B 77+44 LT
 STA B 72+01 - STA B 72+23 RT

STEEL BEAM GUARDRAIL, GALVANIZED
 STA B 69+79 - STA B 69+92 LT
 STA B 71+88 - STA B 72+01 RT
 STA B 72+23 - STA B 72+36 RT
 STA B 77+40 - STA B 77+53 LT

ANCHOR FOR STEEL BEAM RAIL
 STA B 69+88 LT
 STA B 71+97 RT
 STA B 72+27 RT
 STA B 77+44 LT

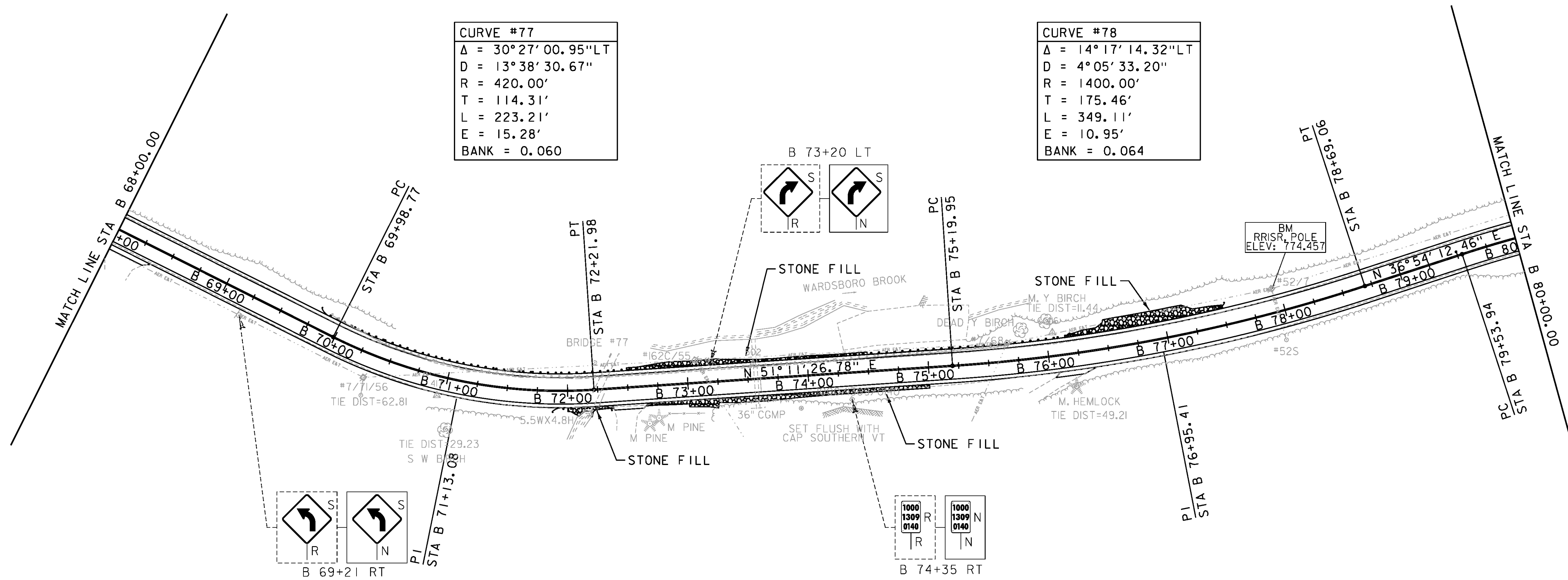
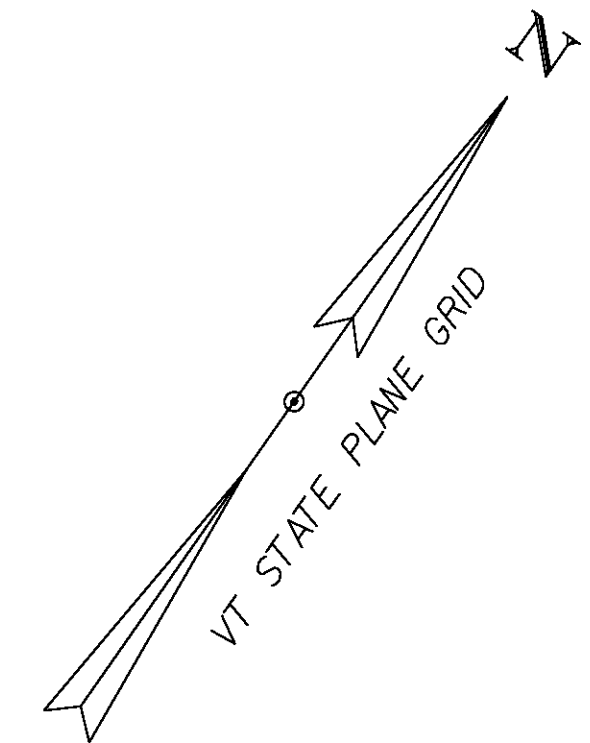
DELINEATOR WITH STEEL POSTS
 STA B 69+79 LT
 STA B 71+88 RT
 STA B 72+36 RT
 STA B 77+53 LT

REMOVE AND DISPOSE OF GUARDRAIL
 STA B 69+89 - STA B 75+72 LT

STONE FILL, TYPE I
 STA B 72+00 - STA 72+37 RT
 STA B 72+50 - STA 74+50 LT
 STA B 72+60 - STA 75+00 RT
 STA B 76+15 - STA 77+50 LT

GRUBBING MATERIAL
 STA B 72+00 - STA 72+37 RT
 STA B 72+50 - STA 74+50 LT
 STA B 72+60 - STA 75+00 RT
 STA B 76+15 - STA 77+50 LT

GEOTEXTILE FOR SILT FENCE
 STA B 72+00 - STA 72+37 RT
 STA B 72+50 - STA 74+50 LT
 STA B 72+60 - STA 75+00 RT
 STA B 76+15 - STA 77+50 LT

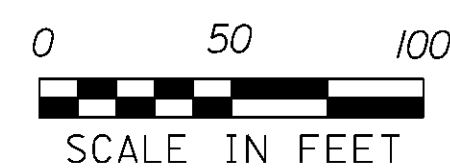


DURABLE 4 INCH WHITE LINE (SEE OPTION ITEMS)
 STA A 373+69 - STA B 119+24 (SOLID LT)
 STA A 346+96 - STA B 118+68 (SOLID RT)

DURABLE 4 INCH YELLOW LINE (SEE OPTION ITEMS)
 STA A 373+76 - STA B 118+58 (SOLID LT + RT)

TEMPORARY 4 INCH WHITE LINE
 STA A 373+69 - STA B 119+24 (SOLID LT)
 STA A 346+96 - STA B 118+68 (SOLID RT)

TEMPORARY 4 INCH YELLOW LINE
 STA A 373+76 - STA B 118+58 (SOLID LT + RT)



SIGN LEGEND
 R = REMOVE
 S = SALVAGE
 N = NEW
 RET = RETAIN
 T&T = THINNING & TRIMMING
 B-B = BACK TO BACK
 EXISTING = DASHED LINE
 NEW = SOLID LINE

PROJECT NAME: WARDSBORO-JAMAICA	PLOT DATE: 2/26/2014
PROJECT NUMBER: ER STP 013-1(17)	DRAWN BY: B. KIPP
FILE NAME: dl2b236_bdr.dgn	CHECKED BY: A. KEMPTON
PROJECT LEADER: K. UPMAL	SHEET 129 OF 444
DESIGNED BY: B. KIPP	
PLAN SHEET 39	