

STEEL BEAM GUARDRAIL, GALVANIZED W/ 8 FT POSTS
 STA B 58+19 - STA B 58+83 RT
 STA B 58+19 - STA B 62+72 LT

REMOVE AND DISPOSE OF GUARDRAIL
 STA B 58+11 - STA B 62+73 LT

STEEL BEAM GUARDRAIL, GALVANIZED
 STA B 58+03 - STA B 58+19 RT
 STA B 58+03 - STA B 58+19 LT
 STA B 58+83 - STA B 58+96 RT
 STA B 62+72 - STA B 62+85 LT

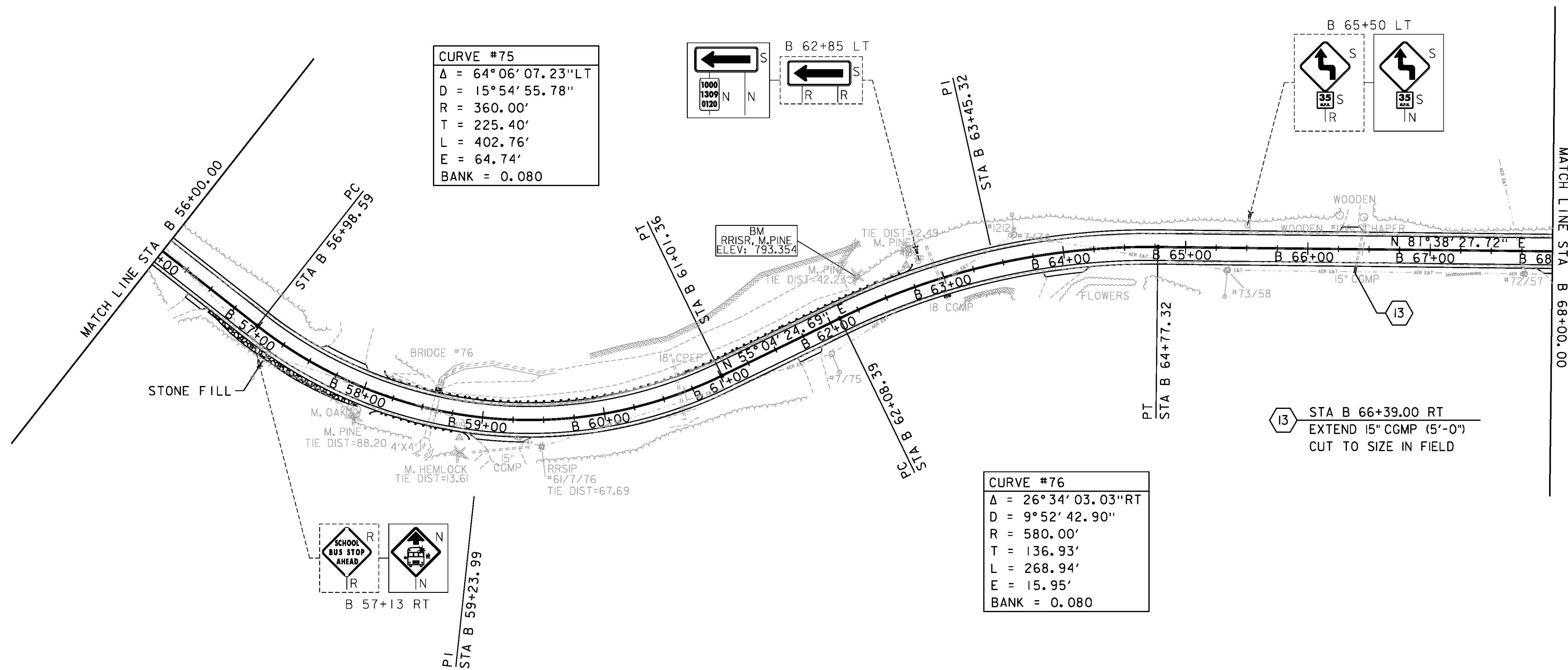
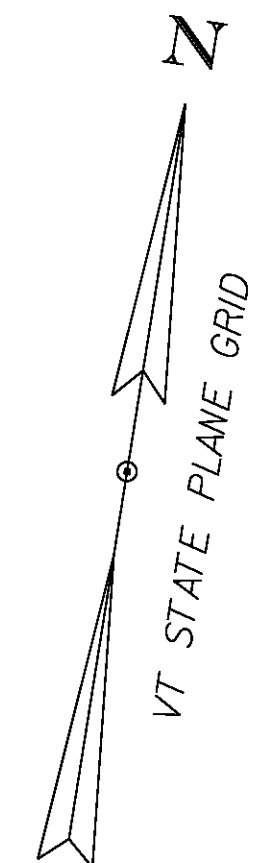
STONE FILL, TYPE I
 STA B 56+60 - STA B 58+00 RT

ANCHOR FOR STEEL BEAM RAIL
 STA B 58+15 RT
 STA B 58+15 LT
 STA B 58+87 RT
 STA B 62+76 LT

GRUBBING MATERIAL
 STA B 56+60 - STA B 58+00 RT

DELINEATOR WITH STEEL POSTS
 STA B 58+03 RT
 STA B 58+03 LT
 STA B 58+96 RT
 STA B 62+85 LT

GEOTEXTILE FOR SILT FENCE
 STA B 56+60 - STA B 58+00 RT



CURVE #75
 $\Delta = 64^{\circ}06'07.23''$ LT
 $D = 15^{\circ}54'55.78''$
 $R = 360.00'$
 $T = 225.40'$
 $L = 402.76'$
 $E = 64.74'$
 $BANK = 0.080$

CURVE #76
 $\Delta = 26^{\circ}34'03.03''$ RT
 $D = 9^{\circ}52'42.90''$
 $R = 580.00'$
 $T = 136.93'$
 $L = 268.94'$
 $E = 15.95'$
 $BANK = 0.080$

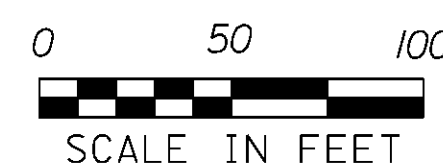
DURABLE 4 INCH WHITE LINE (SEE OPTION ITEMS)
 STA A 373+69 - STA B 119+24 (SOLID LT)
 STA A 346+96 - STA B 118+68 (SOLID RT)

DURABLE 4 INCH YELLOW LINE (SEE OPTION ITEMS)
 STA A 373+76 - STA B 118+58 (SOLID LT + RT)

TEMPORARY 4 INCH WHITE LINE
 STA A 373+69 - STA B 119+24 (SOLID LT)
 STA A 346+96 - STA B 118+68 (SOLID RT)

TEMPORARY 4 INCH YELLOW LINE
 STA A 373+76 - STA B 118+58 (SOLID LT + RT)

SIGN LEGEND
 R = REMOVE
 S = SALVAGE
 N = NEW
 RET = RETAIN
 T&T = THINNING & TRIMMING
 B-B = BACK TO BACK
 EXISTING = DASHED LINE
 NEW = SOLID LINE



PROJECT NAME: WARDBORO-JAMAICA
 PROJECT NUMBER: ER STP 013-1(I7)

FILE NAME: dl2b236_bdr.dgn
 PROJECT LEADER: K. UPMAL
 DESIGNED BY: B. KIPP
 PLAN SHEET 38

PLOT DATE: 2/26/2014
 DRAWN BY: B. KIPP
 CHECKED BY: A. KEMPTON
 SHEET 127 OF 444