

STEEL BEAM GUARDRAIL, GALVANIZED W/ 8 FT POSTS
STA B 12+87 - STA B 25+00 LT

STEEL BEAM GUARDRAIL, GALVANIZED
STA B 12+74 - STA B 12+87 LT

ANCHOR FOR STEEL BEAM RAIL
STA B 12+83 LT

DELINEATOR WITH STEEL POSTS
STA B 12+74 LT

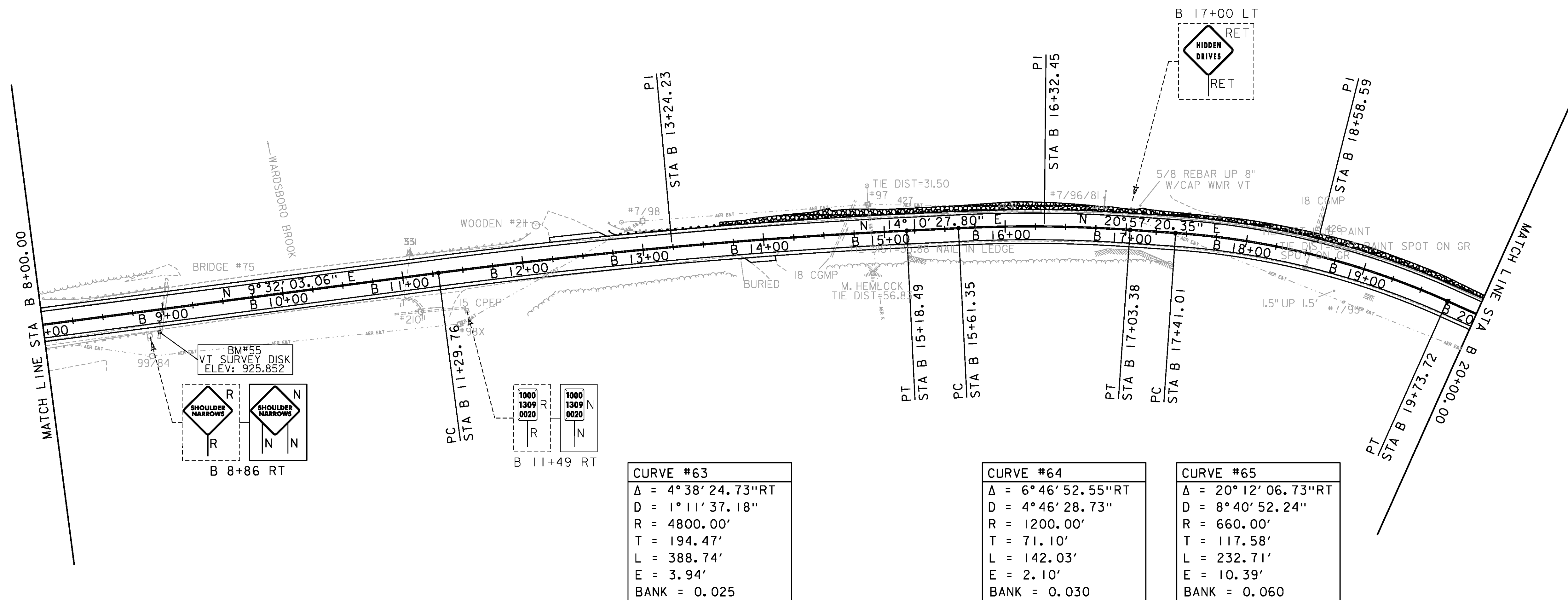
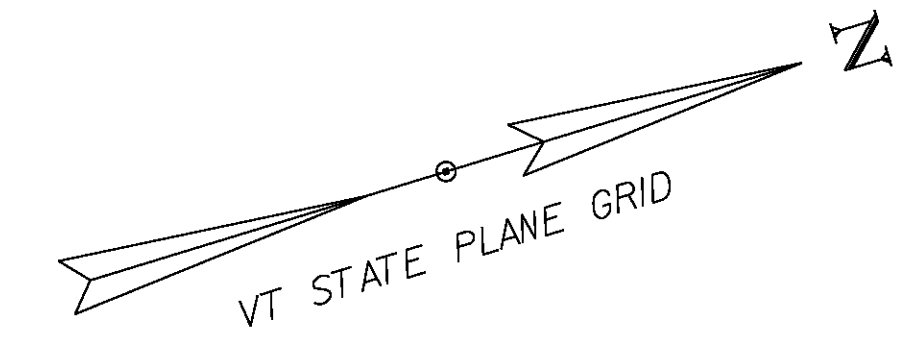
REMOVE AND DISPOSE OF GUARDRAIL
STA B 12+73 - STA B 25+06 LT

STONE FILL, TYPE I
STA B 13+65 - STA B 20+05 LT

GRUBBING MATERIAL
STA B 13+65 - STA B 20+05 LT

GEOTEXTILE FOR SILT FENCE
STA B 13+65 - STA B 20+05 LT

REHAB. DROP INLETS,
CATCH BASINS OR MANHOLES, CLASS II
STA B 18+52 RT
STA B 18+52 LT



CURVE #63	
Δ	4° 38' 24.73" RT
D	1° 11' 37.18"
R	4800.00'
T	194.47'
L	388.74'
E	3.94'
BANK	0.025

CURVE #64	
Δ	6° 46' 52.55" RT
D	4° 46' 28.73"
R	1200.00'
T	71.10'
L	142.03'
E	2.10'
BANK	0.030

CURVE #65	
Δ	20° 12' 06.73" RT
D	8° 40' 52.24"
R	660.00'
T	117.58'
L	232.71'
E	10.39'
BANK	0.060

DURABLE 4 INCH WHITE LINE (SEE OPTION ITEMS)

STA A 373+69 - STA B 119+24 (SOLID LT)
STA A 346+96 - STA B 118+68 (SOLID RT)

DURABLE 4 INCH YELLOW LINE (SEE OPTION ITEMS)

STA A 373+76 - STA B 118+58 (SOLID LT + RT)

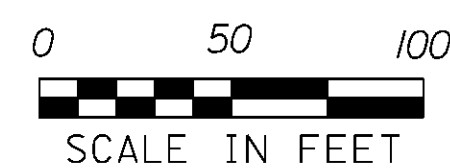
TEMPORARY 4 INCH WHITE LINE

STA A 373+69 - STA B 119+24 (SOLID LT)
STA A 346+96 - STA B 118+68 (SOLID RT)

TEMPORARY 4 INCH YELLOW LINE

STA A 373+76 - STA B 118+58 (SOLID LT + RT)

SIGN LEGEND	
R	= REMOVE
S	= SALVAGE
N	= NEW
RET	= RETAIN
T&T	= THINNING & TRIMMING
B-B	= BACK TO BACK
EXISTING	-----
NEW	_____



PROJECT NAME:	WARDSBORO-JAMAICA	PLOT DATE:	2/26/2014
PROJECT NUMBER:	ER STP 013-1(17)	DRAWN BY:	B. KIPP
FILE NAME:	dl2b236_bdr.dgn	CHECKED BY:	A. KEMPTON
PROJECT LEADER:	K. UPMAL	SHEET	119 OF 444
DESIGNED BY:	B. KIPP		
PLAN SHEET	34		