

STEEL BEAM GUARDRAIL, GALVANIZED W/ 8 FT POSTS
 STA A 291+15 - STA A 304+27 RT
 STA A 308+20 - STA A 315+59 RT

REMOVE AND DISPOSE OF GUARDRAIL
 STA A 291+02 - STA A 304+35 RT
 STA A 308+08 - STA A 315+59 RT

STEEL BEAM GUARDRAIL, GALVANIZED
 STA A 304+27 - STA A 304+40 RT
 STA A 308+07 - STA A 308+20 RT

STONE FILL, TYPE I
 STA A 301+75 - STA A 303+00 RT
 STA A 310+20 - STA A 311+50 RT

EROSION LOG
 STA A 302+50 - STA A 304+50 LT

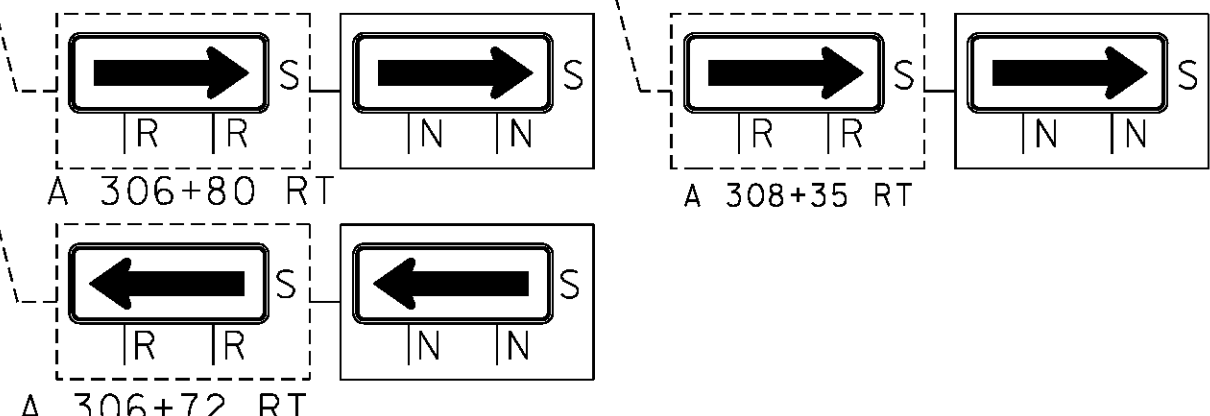
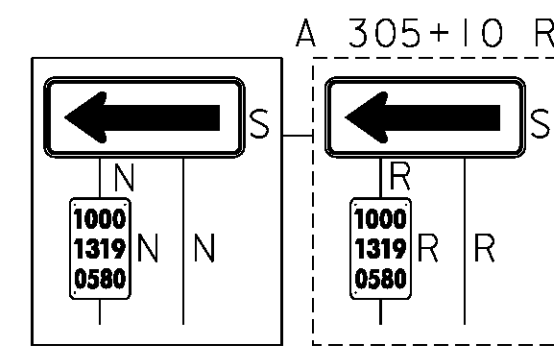
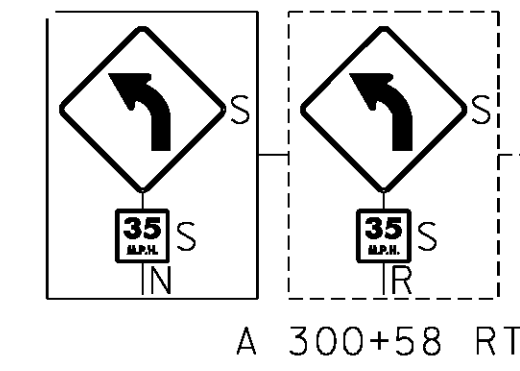
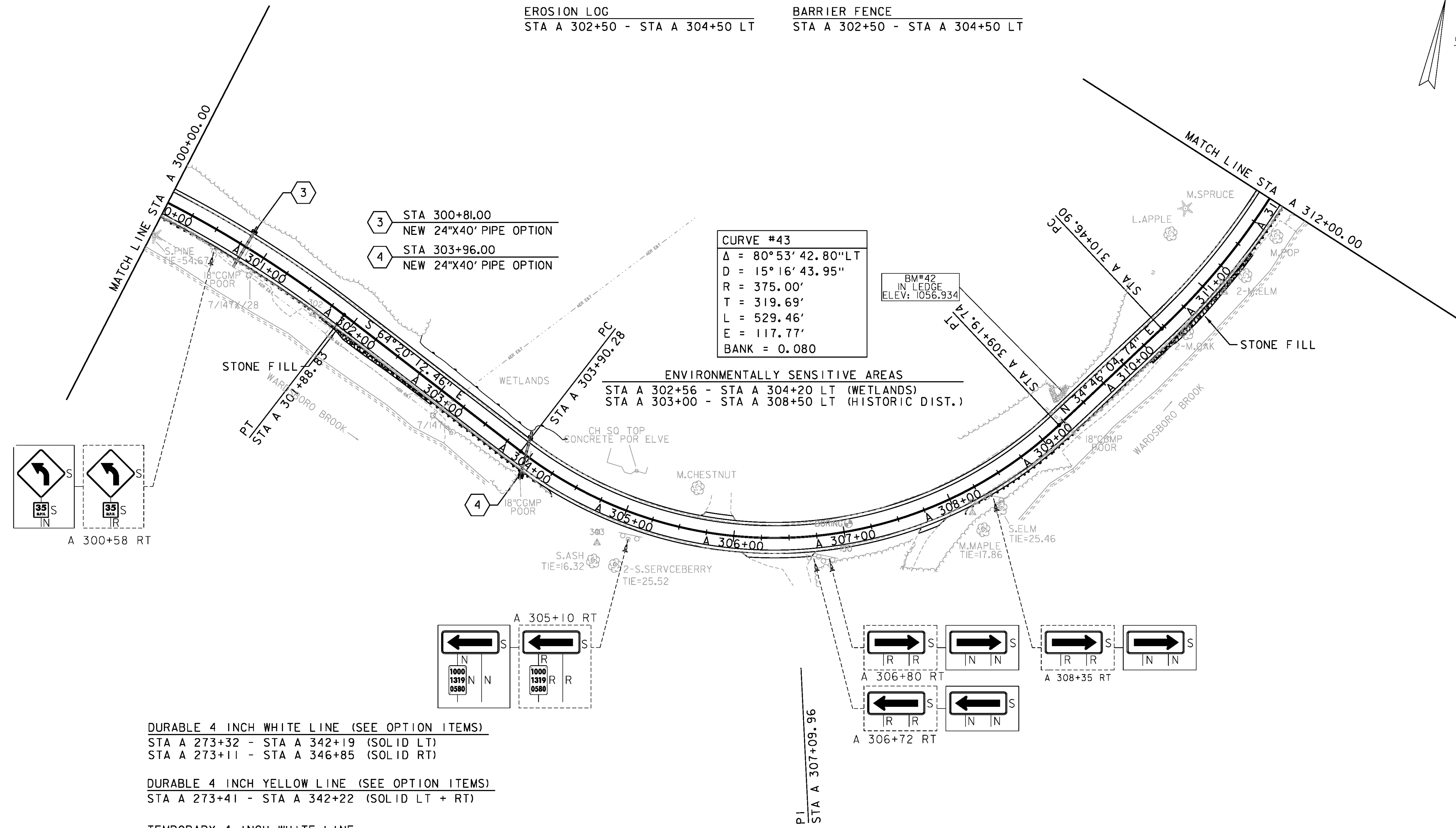
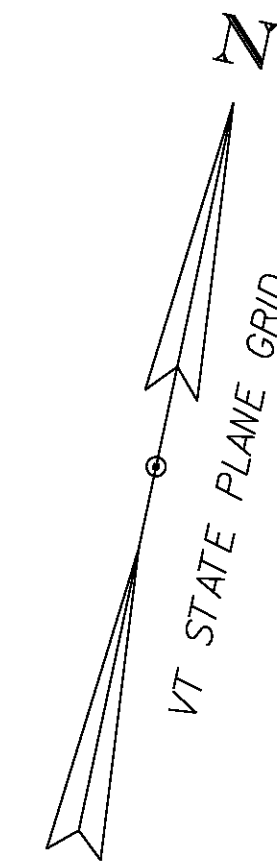
ANCHOR FOR STEEL BEAM RAIL
 STA A 304+31 RT
 STA A 308+16 RT

GRUBBING MATERIAL
 STA A 301+75 - STA A 303+00 RT
 STA A 310+20 - STA A 311+50 RT

BARRIER FENCE
 STA A 302+50 - STA A 304+50 LT

DELINEATOR WITH STEEL POSTS
 STA A 304+40 RT
 STA A 308+07 RT

GEOTEXTILE FOR SILT FENCE
 STA A 301+75 - STA A 303+00 RT
 STA A 310+20 - STA A 311+50 RT



DURABLE 4 INCH WHITE LINE (SEE OPTION ITEMS)
 STA A 273+32 - STA A 342+19 (SOLID LT)
 STA A 273+11 - STA A 346+85 (SOLID RT)

DURABLE 4 INCH YELLOW LINE (SEE OPTION ITEMS)
 STA A 273+41 - STA A 342+22 (SOLID LT + RT)

TEMPORARY 4 INCH WHITE LINE
 STA A 273+32 - STA A 342+19 (SOLID LT)
 STA A 273+11 - STA A 346+85 (SOLID RT)

TEMPORARY 4 INCH YELLOW LINE
 STA A 273+41 - STA A 342+22 (SOLID LT + RT)



SIGN LEGEND
 R = REMOVE
 S = SALVAGE
 N = NEW
 RET = RETAIN
 T&T = THINNING & TRIMMING
 B-B = BACK TO BACK
 EXISTING
 NEW

PROJECT NAME:	WARDSBORO-JAMAICA	PLOT DATE:	2/26/2014
PROJECT NUMBER:	ER STP 013-K(17)	DRAWN BY:	B. KIPP
FILE NAME:	dl2b236_bdr.dgn	CHECKED BY:	A. KEMPTON
PROJECT LEADER:	K. UPMAL	SHEET	105 OF 444
DESIGNED BY:	B. KIPP	PLAN SHEET	26