

STEEL BEAM GUARDRAIL, GALVANIZED W/ 8 FT POSTS
STA A 291+15 - STA A 304+27 RT

REMOVE AND DISPOSE OF GUARDRAIL
STA A 291+02 - STA A 304+35 RT

EROSION LOG
STA A 296+50 - STA A 298+25 LT

STEEL BEAM GUARDRAIL, GALVANIZED
STA A 291+02 - STA A 291+15 RT

STONE FILL, TYPE I
STA A 295+00 - STA A 295+30 LT
STA A 298+00 - STA A 299+50 RT

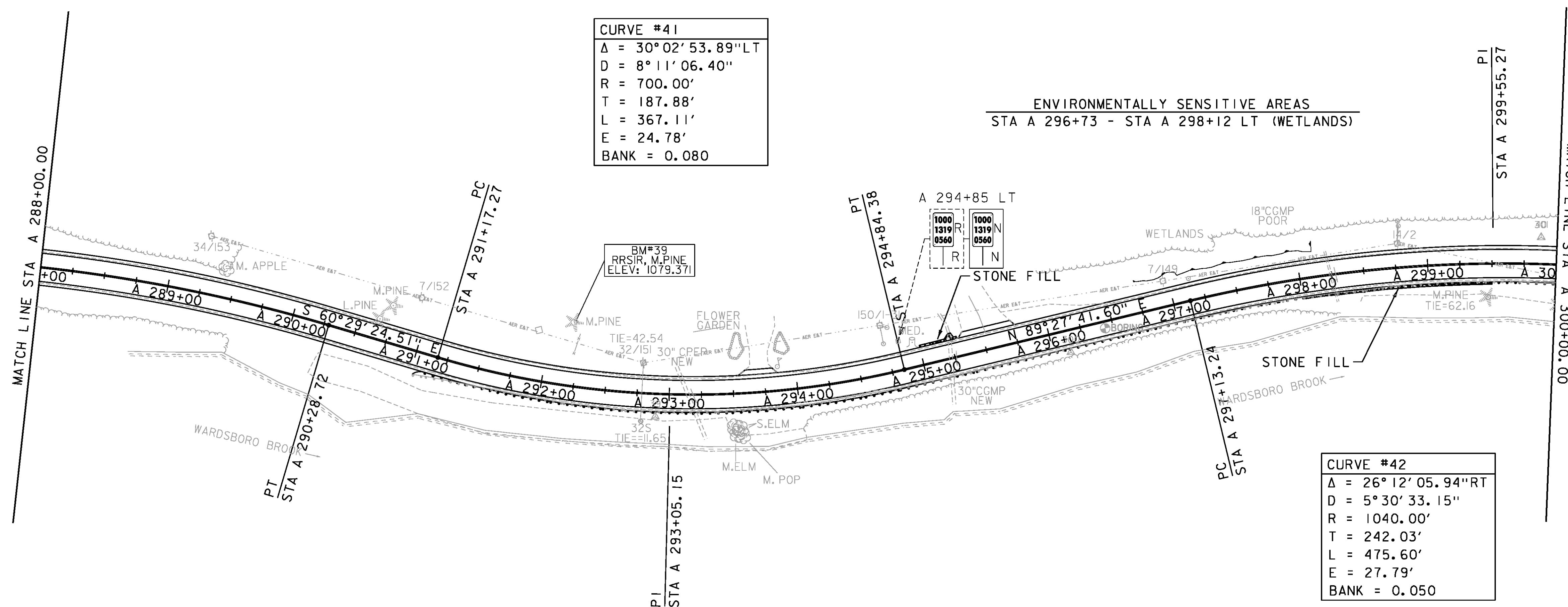
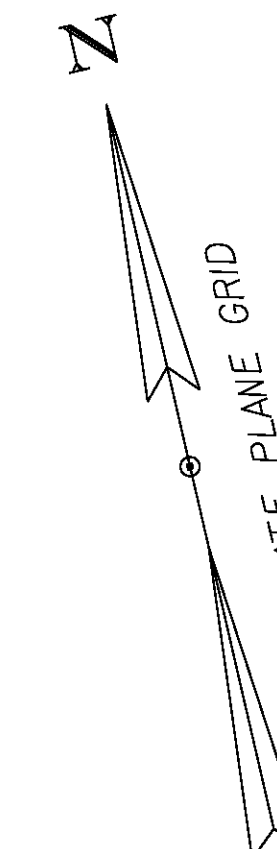
BARRIER FENCE
STA A 296+50 - STA A 298+25 LT

ANCHOR FOR STEEL BEAM RAIL
STA A 291+11 RT

GRUBBING MATERIAL
STA A 295+00 - STA A 295+30 LT
STA A 298+00 - STA A 299+50 RT

DELINEATOR WITH STEEL POSTS
STA A 291+02 RT

GEOTEXTILE FOR SILT FENCE
STA A 295+00 - STA A 295+30 LT
STA A 298+00 - STA A 299+50 RT



CURVE #41
 $\Delta = 30^{\circ}02'53.89''$ LT
 $D = 8^{\circ}11'06.40''$
 $R = 700.00'$
 $T = 187.88'$
 $L = 367.11'$
 $E = 24.78'$
 $BANK = 0.080$

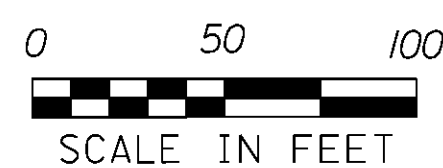
CURVE #42
 $\Delta = 26^{\circ}12'05.94''$ RT
 $D = 5^{\circ}30'33.15''$
 $R = 1040.00'$
 $T = 242.03'$
 $L = 475.60'$
 $E = 27.79'$
 $BANK = 0.050$

DURABLE 4 INCH WHITE LINE (SEE OPTION ITEMS)
 STA A 273+32 - STA A 342+19 (SOLID LT)
 STA A 273+11 - STA A 346+85 (SOLID RT)

DURABLE 4 INCH YELLOW LINE (SEE OPTION ITEMS)
 STA A 273+41 - STA A 342+22 (SOLID LT + RT)

TEMPORARY 4 INCH WHITE LINE
 STA A 273+32 - STA A 342+19 (SOLID LT)
 STA A 273+11 - STA A 346+85 (SOLID RT)

TEMPORARY 4 INCH YELLOW LINE
 STA A 273+41 - STA A 342+22 (SOLID LT + RT)



SIGN LEGEND
 R = REMOVE
 S = SALVAGE
 N = NEW
 RET = RETAIN
 T&T = THINNING & TRIMMING
 B-B = BACK TO BACK
 EXISTING = DASHED LINE
 NEW = SOLID LINE

PROJECT NAME: WARDBORO-JAMAICA
 PROJECT NUMBER: ER STP 013-1(17)

FILE NAME: dl2b236_bdr.dgn
 PROJECT LEADER: K. UPMAL
 DESIGNED BY: B. KIPP
 PLAN SHEET 25

PLOT DATE: 2/26/2014
 DRAWN BY: B. KIPP
 CHECKED BY: A. KEMPTON
 SHEET 103 OF 444