

HD STEEL BEAM GUARDRAIL, GALVANIZED
STA A 284+82 - STA A 284+95 RT

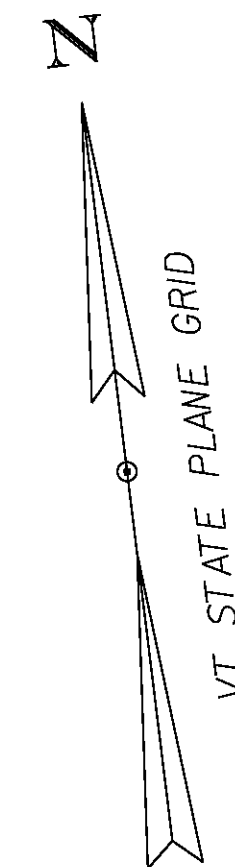
HD STEEL BEAM GUARDRAIL, GALVANIZED/NESTED
STA A 283+88 - STA A 284+82 RT

MANUFACTURED TERMINAL SECTION, TANGENT
STA A 283+74 - STA A 283+88 RT

RELOCATE MAILBOX, SINGLE SUPPORT
STA A 280+87 LT
STA A 282+63 LT

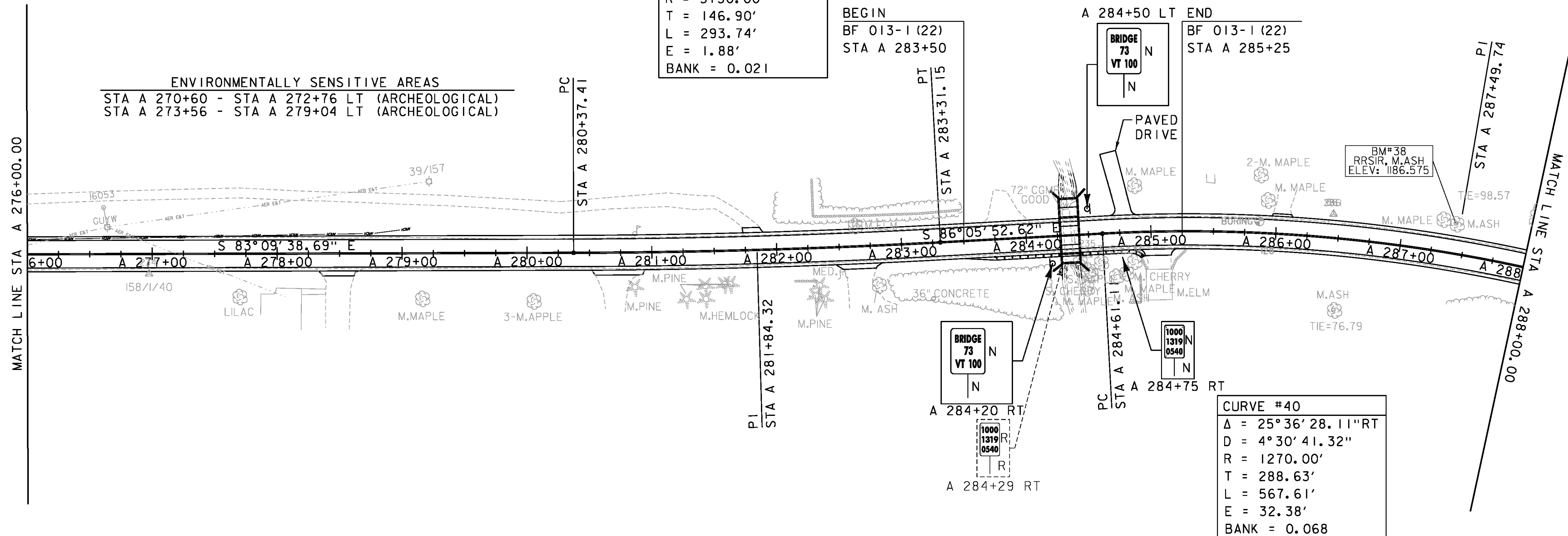
ANCHOR FOR STEEL BEAM RAIL
STA A 284+86 RT

DELINEATOR WITH STEEL POSTS
STA A 283+72 RT
STA A 284+93 RT



CURVE #39
 $\Delta = 2^\circ 56' 13.92''$ LT
 $D = 0^\circ 59' 59.73''$
 $R = 5730.00'$
 $T = 146.90'$
 $L = 293.74'$
 $E = 1.88'$
 $BANK = 0.021$

ENVIRONMENTALLY SENSITIVE AREAS
 STA A 270+60 - STA A 272+76 LT (ARCHEOLOGICAL)
 STA A 273+56 - STA A 279+04 LT (ARCHEOLOGICAL)



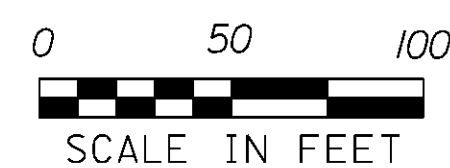
CURVE #40
 $\Delta = 25^\circ 36' 28.11''$ RT
 $D = 4^\circ 30' 41.32''$
 $R = 1270.00'$
 $T = 288.63'$
 $L = 567.61'$
 $E = 32.38'$
 $BANK = 0.068$

DURABLE 4 INCH WHITE LINE (SEE OPTION ITEMS)
 STA A 273+32 - STA A 342+19 (SOLID LT)
 STA A 273+11 - STA A 346+85 (SOLID RT)

DURABLE 4 INCH YELLOW LINE (SEE OPTION ITEMS)
 STA A 273+41 - STA A 342+22 (SOLID LT + RT)

TEMPORARY 4 INCH WHITE LINE
 STA A 273+32 - STA A 342+19 (SOLID LT)
 STA A 273+11 - STA A 346+85 (SOLID RT)

TEMPORARY 4 INCH YELLOW LINE
 STA A 273+41 - STA A 342+22 (SOLID LT + RT)



SIGN LEGEND

R	= REMOVE
S	= SALVAGE
N	= NEW
RET	= RETAIN
T&T	= THINNING & TRIMMING
B-B	= BACK TO BACK
EXISTING	-----
NEW	-----

PROJECT NAME: WARDSBORO-JAMAICA	PLOT DATE: 2/26/2014
PROJECT NUMBER: ER STP 013-1(I7)	DRAWN BY: B. KIPP
FILE NAME: dl2b236_bdr.dgn	CHECKED BY: A. KEMPTON
PROJECT LEADER: K. UPMAL	SHEET 101 OF 444
DESIGNED BY: B. KIPP	
PLAN SHEET 24	